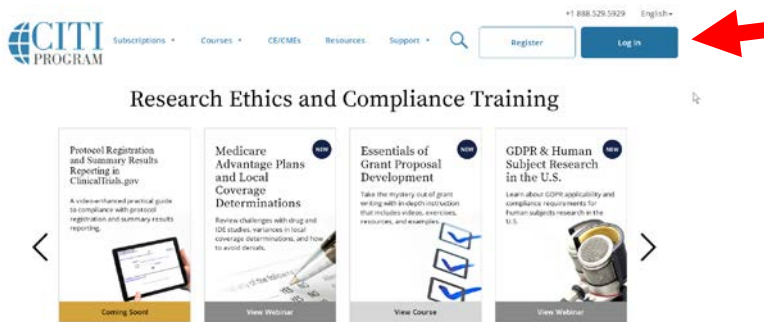


Instructions for Online CITI Export Control Training

1. Go to the CITI homepage at <https://about.citiprogram.org/en/homepage>
2. Click “Login”, found in the blue box on the upper right of the page.



3. On the next page, click “Log in through my institution”



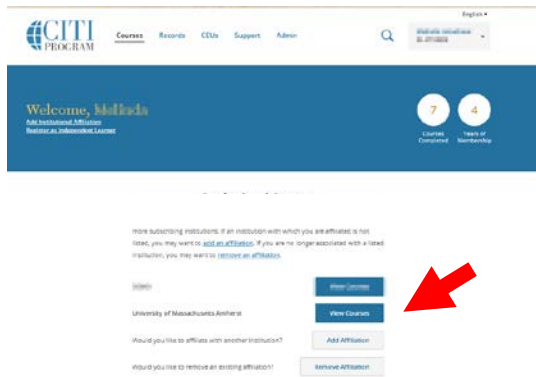
4. Select the University of Massachusetts Amherst from the Organizations listed.



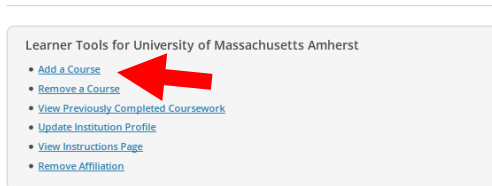
5. Enter your UMass NetID and Password



6. This will bring you to the CITI main menu. To enroll in a course, click “View Courses”

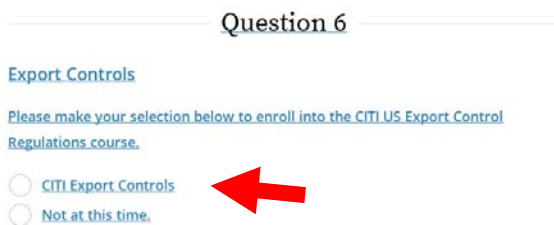


7. On the next page you can view any courses you have completed and enroll in new ones by clicking on “Add a Course”



8. On the “Select Curriculum” page, scroll down to the CITI Course Enrollment Questions.

- **GO to Question 6 – Export Controls** and select “CITI Export Controls.”
 - *Note: The Chancellor suggested the following two modules, and they are found within the main Course (ID 16801 and 16812).*
 - *Export Compliance for Researchers: Part I, and*
 - *Export Compliance and United States Sanctions Programs*



9. Scroll down to the bottom of the Enrollment page and click “Submit”. You will be brought to the final page, where you can click on the Export Controls Course begin the training.

