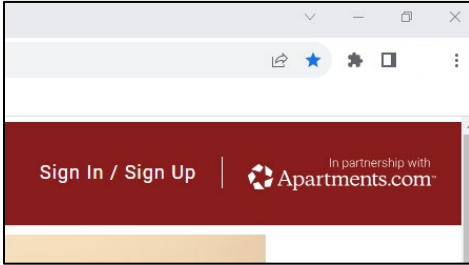


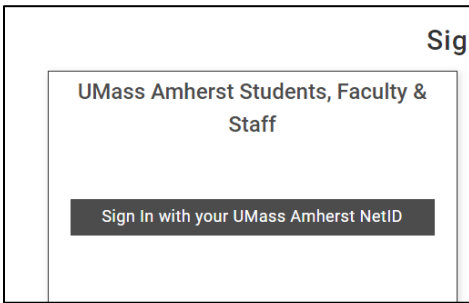
How do you MAKE A ROOMMATE PROFILE on the off campus housing website?



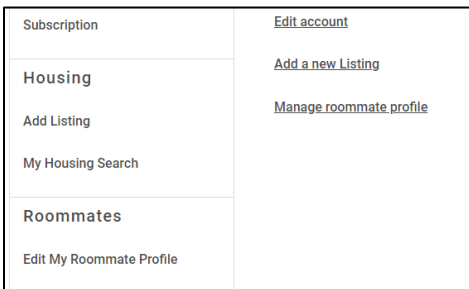
Navigate to offcampushousing.umass.edu



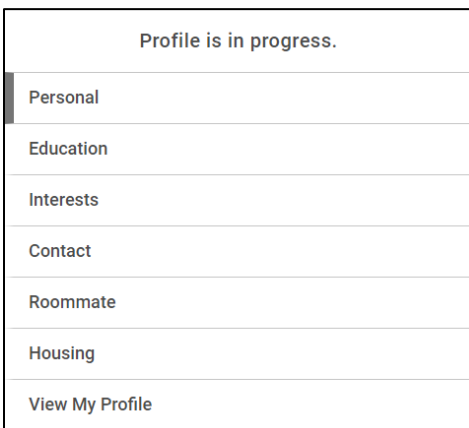
Click the "Sign In" button in the top right corner.



On the sign in page, click "Sign in with your UMass Amherst Net ID". The "Property Listers" option is for landlords only.



When you log in, click on "Edit My Roommate Profile" in the roommates section of your account page.



Fill out your profile using the "Personal", "Education", "Interests", "Contact", "Roommate", and "Housing" tabs. When all tabs are filled out, click the "Finish & Turn On" button that pops up.

Turn the page for tips!



Tips for a good roommate profile

Basics about your profile

- Your roommate profile is only visible to UMass Amherst students that have logged on with their NetID. Only include information that you feel comfortable sharing, but take comfort knowing that it is not shown to random strangers on the internet.
- Just like the housing search, many of the information fields you can fill out are filterable. The more fields you fill out, the better the search experience is for everyone! The filterable fields are:
 - Date Needed
 - Pets
 - Study Preference
 - Smoking/Vaping
 - Cleanliness
 - Gender
 - Social Habits
 - Sleep Habits
 - Overnight Guests
 - Expected Graduation Year
 - University Affiliation
 - University Status
 - Academic Program

What should I include in my profile?

- Only include information you're comfortable with sharing. However, good profiles often include:
 - A recent, high-quality profile picture that clearly shows you. Think: would you click on a profile with no picture?
 - A bio that's longer than a sentence and gives some insight into your off campus goals and who you are as a roommate. Think: would you reach out to a stranger that has no bio?
 - Answers to many of the optional prompts they offer. The more complete your profile is, the better!
 - Additional ways to contact you, such as a phone number. Be sure to only enter this information in the "Contact" tab and not elsewhere such as your bio, or the website will automatically redact it.

Be realistic, honest, and prepared!

- The average price for a single room within a 2, 3, or 4-bedroom apartment Amherst in 2023 is roughly \$900 a month. Studios and 1-bedrooms make up much less of the local housing stock and are more expensive. When entering your price range for rent, be realistic about the amount you'll probably need to pay.
- Be honest with yourself about the number of roommates you're willing to have, and don't let a preference unnecessarily confine your options. Is one roommate truly your limit, or is that just a preference? *Note that Amherst bylaws restrict rentals to no more than 4 unrelated people. If someone offers you a space in a house as a 5th or 6th roommate in Amherst, do not accept: this is a sign that your landlord does not follow housing laws and you will not be on/protected by the lease!*
- If you are trying to sublet, check the lease to make sure it actually allows sublets before posting your profile! A lawyer from the Student Legal Services Office can also review your lease for free. Fill out a request for an appointment on their website and have it reviewed before you sign anything!