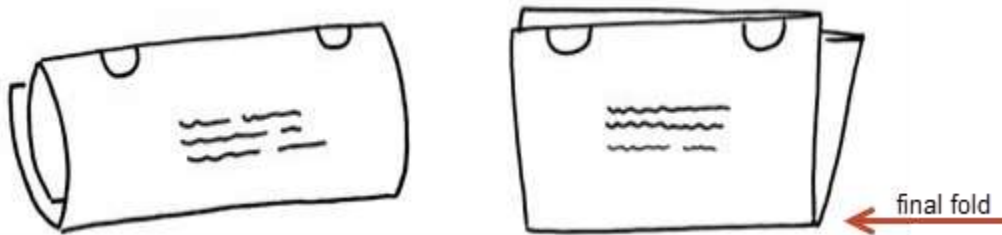


Folded Self-Mailers

A self-mailer is a folded piece that is letter-sized, isn't enveloped or bound and has no staples. USPS compliance and postage savings require the following:

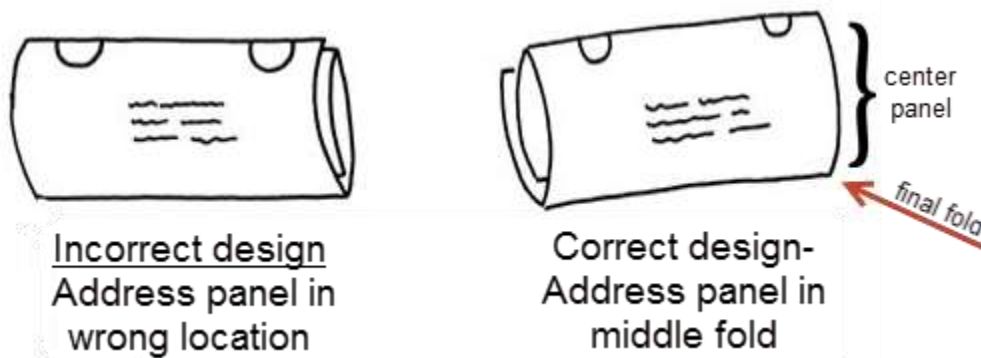
1. Final fold must be on the bottom with a maximum size of 6" x 10.5"
2. Self-mailers require 2 tabs on the top. No tabs are allowed on the bottom.
3. Quarter-fold self-mailers need to be at least 70# book (28# bond).

Tri-fold and quarter-fold flyers and newsletters require two tabs.

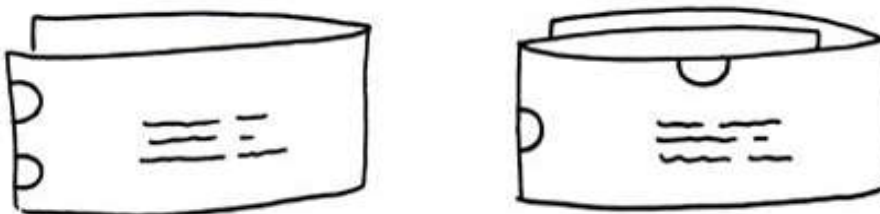


4. For tri-folded self-mailers, the mailing address must be on the middle panel.

The final folded panel creates the non-address side of the mail piece by folding from bottom to top, or lead to trail edge, as shown in the following illustration.



5. Oblong self-mailers must have the final fold on the right side, or 'leading edge'. Two options for tabbing are shown.



There are a lot of changes affecting mailings summarized in the following chart.

When you finish your self-mailer designs, email a PDF proof to us to check for compliance with USPS regulations prior to printing. We'll eliminate costly mistakes.

Top and bottom are defined as when looking at the address panel; leading edge is to the right, trailing edge is to the left.

Specifications
2 tabs required on top when final fold is on the bottom (or 1 on leading and 1 on trailing edge) if bi-fold, tri-fold, or quarter-fold under one ounce.
Maximum size: 6" x 10-1/2"
Sheets that are bound by one staple are considered a booklet for tabbing purposes.
Final fold not allowed at the top.
Remittance envelopes must be inserted in the first fold of a quarter-fold self-mailer.
1 or more sheets, final fold on bottom: 1 oz or less: 70# book and 2-1 in. tabs top or sides 1.1 oz or more: 80# book and 2-1 ½ in tabs top or sides 1 or more sheets, quarter folded: 1 oz or less: 70# book and 2-1 in. tabs top or sides 1.1 oz or more: 80# book and 3- 1 ½ in. tabs sides Newsprint, minimum 55# book: 1 oz or less: 2 tabs top or sides 1.1 oz or more: 3 tabs sides
No tabs allowed on the bottom. Must use glue dot to hold in an insert if the bottom is open.

Some less common self-mailer designs are too complex to cover in a short table. So, if your design is different than the ones in the table, contact us to discuss it. Or, if you're brave, here's the [Postal Services reference PDF](#) that covers all the changes.