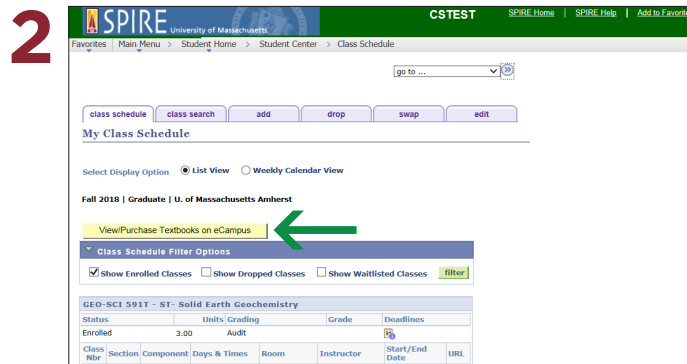


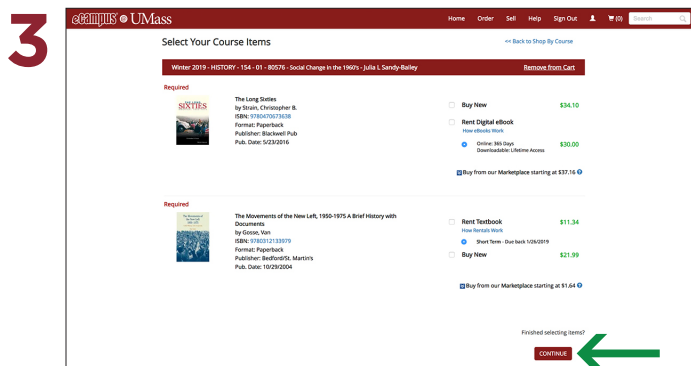
How to Order Textbooks through SPIRE



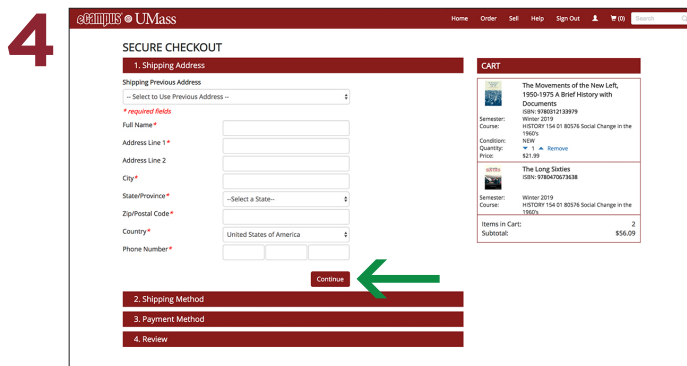
Log into SPIRE with your NetID and password. On the Student Center page, select the dropdown under **Other Academic** and choose **Class Schedule**.



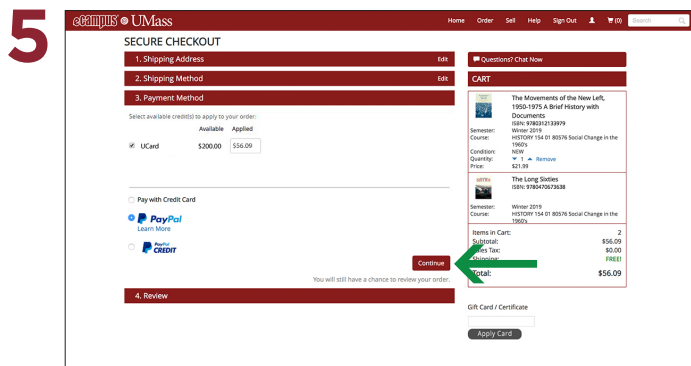
Select **View/Purchase Textbooks on eCampus** to be directed to the eCampus @ UMass website, where you will purchase course materials.



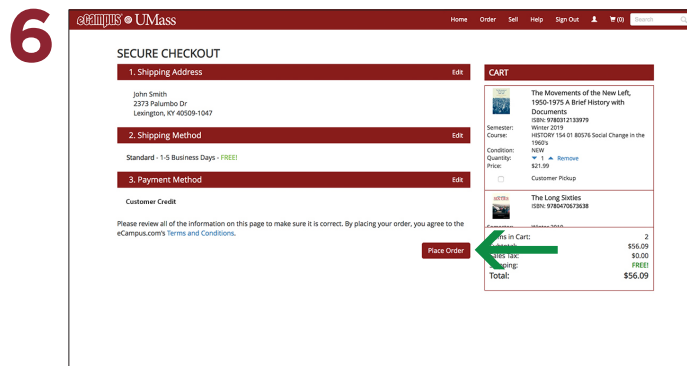
Choose your purchasing options and select **Continue**. Review your selections and select **Proceed to Checkout**.



Enter your shipping information and select **Continue** to choose your shipping method.



On the payment screen, select your method of payment and enter the necessary information. You may pay with credit/debit card or PayPal. Select **Continue** to review your order a final time.



On the final review screen, select **Place Order** to complete the purchase and receive a confirmation number. You will also receive email confirmation of the order. Additionally you will receive emails and text message (if opt-in was selected) updates when your order ships. If you choose a Ship to Campus option, you will receive an email and text updates when your order is ready for pick up.