



# University of Massachusetts Student Charges

*AY 2006-2007 Proposal*

*Fiscal Year 2007*

*Administration and Finance  
Board of Trustees  
February 8, 2006*



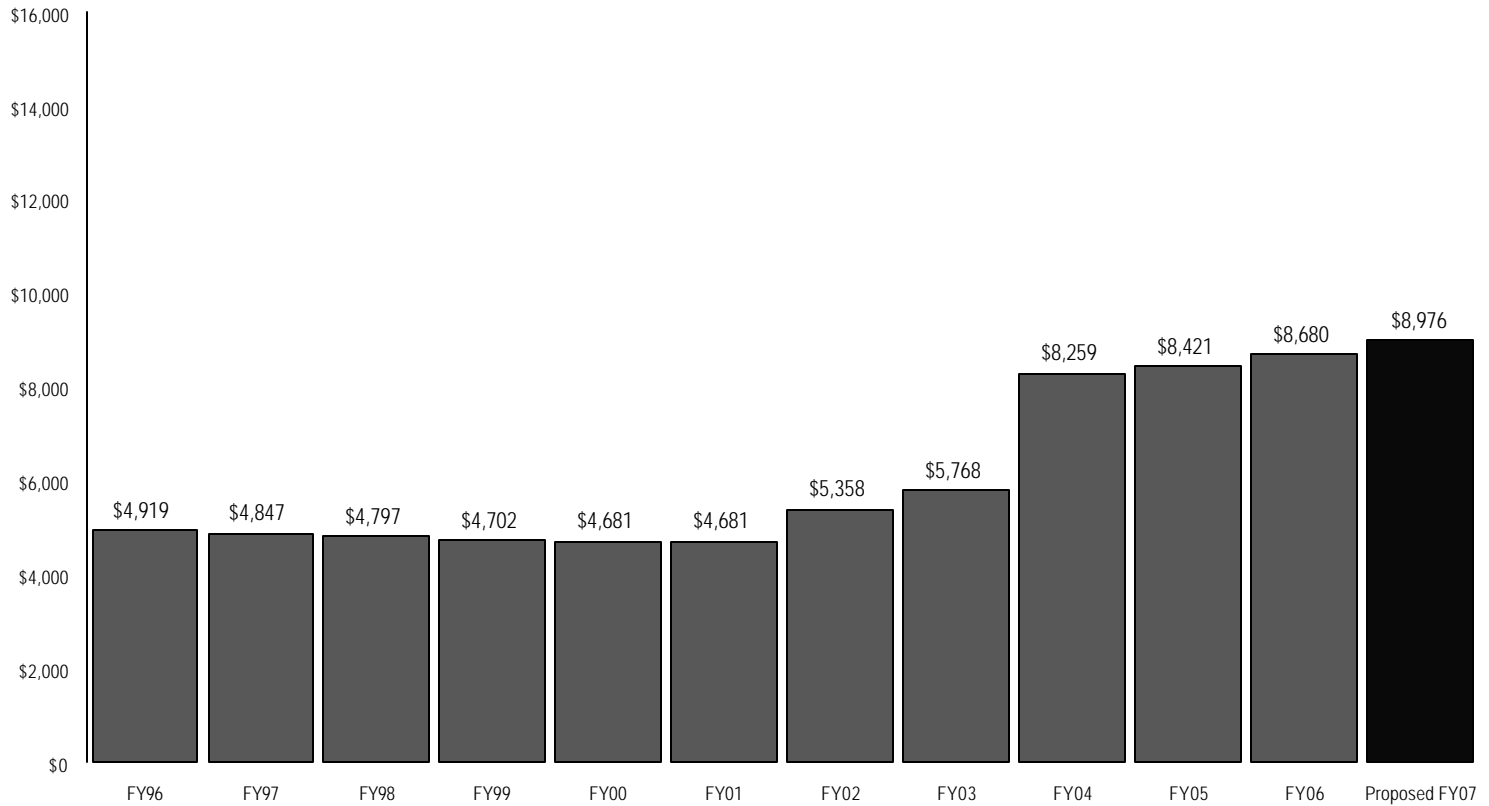
# Student Charges Summary

- Reductions in state support beginning in the Fall of 2001 resulted in program cuts, layoffs, reductions in staff and student charge increases reversing the progress made between 1996 and 2001 in keeping student charge increases down.
- Starting in Fall 2001, the Board of Trustees voted annual increases in student charges and there have been two mid-year (Spring) increases approved as well.
- Current rates -- Fall 05 (FY06) -- and the Rates proposed for next Fall 06 (FY07) reflect recent practice aimed at limiting increases in total mandatory student charges (combined tuition & fees) to no more than inflation for resident undergraduate students.
- Proposed increase in total mandatory student charges (tuition & fees) ranges from \$273 to \$317 for resident undergraduate students; averaging approx. 3.4%. Inflation currently running at 3.6% (CPIU NE).
- Room & Board rates are proposed at rates to meet contractual, utility, and wage cost increases as well as capital improvement needs. Increases range from 3.3% to 7.6%.
- Total Cost incl. Room & Board for the AY 2006-2007:

	Massachusetts resident	Non-resident
▪ Amherst	\$16,584	\$26,306
▪ Boston	\$ 8,546	\$19,977
▪ Dartmouth	\$17,202	\$26,702
▪ Lowell	\$14,964	\$26,234
- All Private Universities (and most private colleges) in Massachusetts cost twice as much as UMASS.



### University Average\* In-State Undergraduate Student Charge



\* Weighted for enrollment

*The average annual student charge increase between FY1996 and FY2006:*

**Public universities nationally ('96 to '06)**

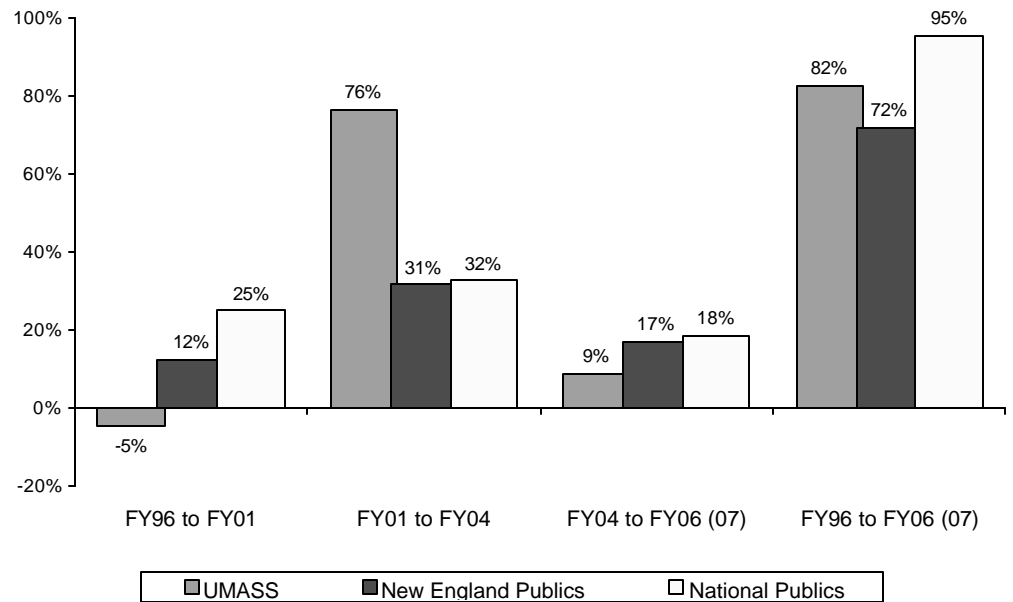
**+9.5%**

**UMass ('96 to '07 proposed)**

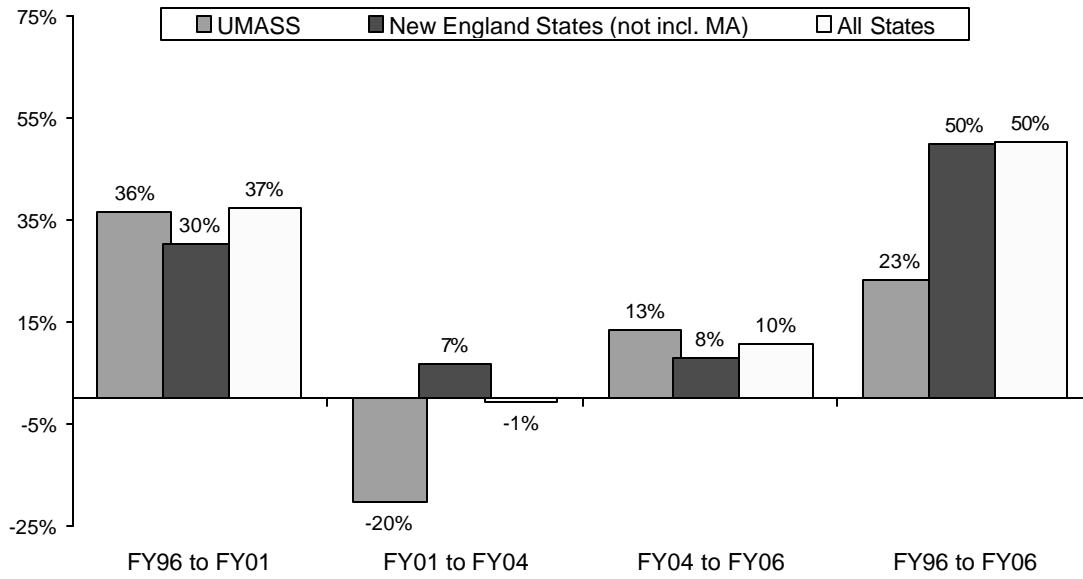
**+7.5%**



### Total Percent Change in Tuition & Fees



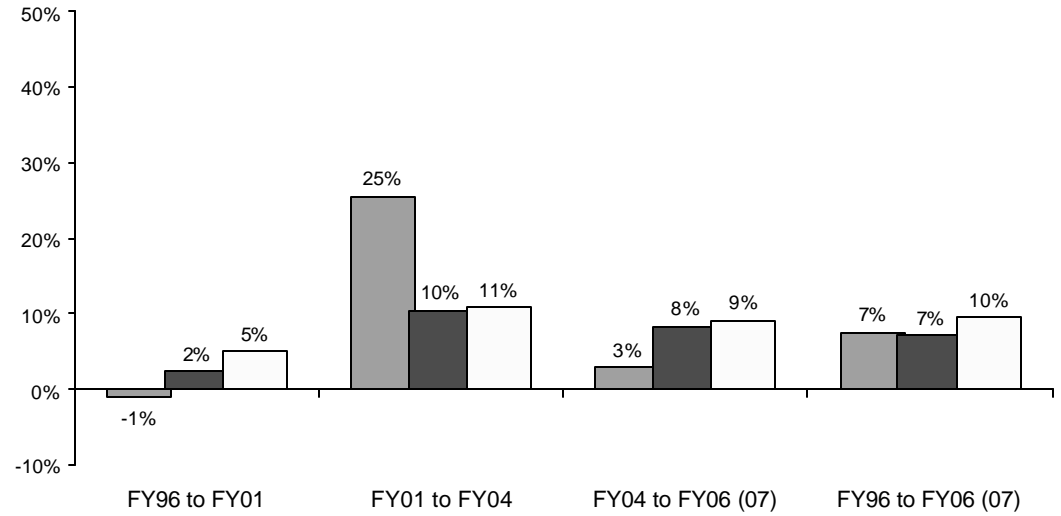
### Total Percent Change in State Appropriations



"All States" & "New England States" data represent the total State Appropriation to Public Higher Education Systems in those states. SOURCE: Grapevine.

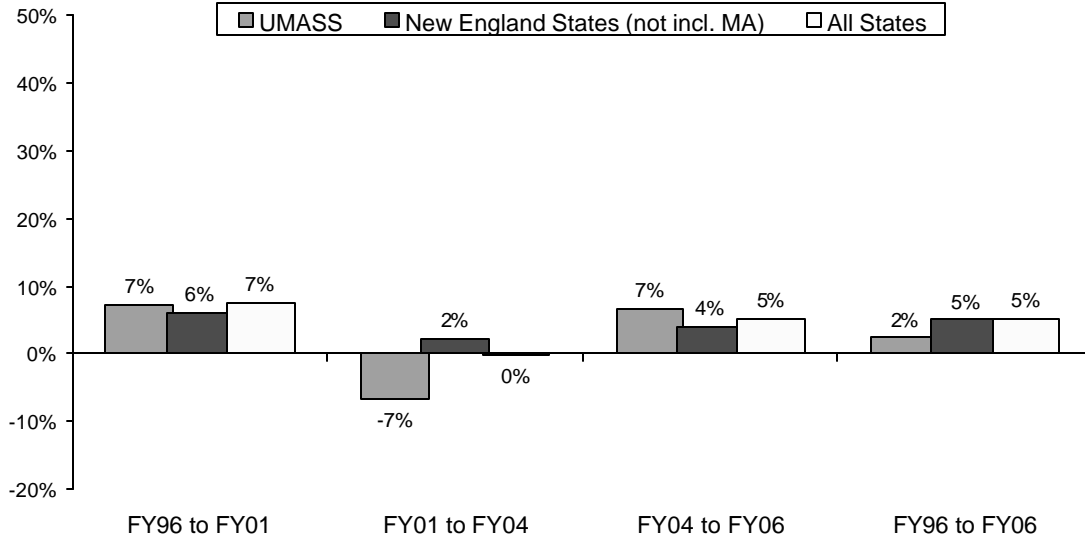


### Average Annual Change in Tuition & Fees



### Average Annual Change in State Appropriat

■ UMASS ■ New England Publics □ National Publics



"All States" & "New England States" data represent the total State Appropriation to Public Higher Education Systems in those states. SOURCE: Grapevine.



# UMass Amherst & National Universities

Rank		FY2006 Tuition & Fees	FY2006 Room & Board	FY 2006 Total			
1	U of California--Berkeley	\$6,512	\$12,554	\$19,066			
2	Pennsylvania State U--Univ. Park	\$11,508	\$7,060	\$18,568			
3	Rutgers, the State U of New Jersey	\$9,557	\$8,578	\$18,135			
4	U of Vermont	\$10,748	\$7,321	\$18,069			
5	U of New Hampshire	\$9,778	\$7,032	\$16,810			
6	U of Michigan--Ann Arbor	\$9,213	\$7,374	\$16,587			
7	U of Maryland--College Park	\$7,821	\$8,075	\$15,896			
8	U of Illinois--Champaign	\$8,688	\$7,176	\$15,864			
9	Ohio State U--Columbus	\$8,082	\$7,770	\$15,852			
10	U of Rhode Island	\$7,284	\$8,560	\$15,844			
					<b>Proposed FY2007 Rates for UMass Amherst</b>		
<b>11</b>	<b>U of Massachusetts--Amherst (FY2006)</b>	<b>\$9,278</b>	<b>\$6,517</b>	<b>\$15,795</b>	<b>\$9,595</b>	<b>\$6,989</b>	<b>\$16,584</b>
12	U of Connecticut	\$7,912	\$7,848	\$15,760			
13	U of Minnesota--Twin Cities	\$8,622	\$6,722	\$15,344			
14	State U of New York--Buffalo	\$6,059	\$8,486	\$14,545			
15	U of Delaware	\$7,318	\$6,824	\$14,142			
16	U of Missouri--Columbia	\$7,745	\$6,245	\$13,990			
17	U of Maine--Orono	\$6,910	\$6,722	\$13,632			
18	U of Virginia	\$7,133	\$6,389	\$13,522			
19	Indiana U --Bloomington	\$7,112	\$6,240	\$13,352			
20	U of Colorado--Boulder	\$5,372	\$7,980	\$13,352			
<b>Top 20 Average</b>		<b>\$8,072</b>	<b>\$7,629</b>	<b>\$15,702</b>			



# UMass Amherst & New England

New England Land-Grant Universities Tuition, Fees, Room & Board Charges	FY2006 RATES RANKED BY OUT-OF-STATE COSTS					
	In-State Students			Out-of-State Students		
	Tuition & Fees	Room & Board	Total	Tuition & Fees	Room & Board	Total
University of Vermont	\$10,748	\$7,321	\$18,069	\$24,934	\$7,321	\$32,255
University of New Hampshire	\$9,778	\$7,032	\$16,810	\$21,498	\$7,032	\$28,530
University of Rhode Island	\$7,284	\$8,560	\$15,844	\$19,926	\$8,560	\$28,486
University of Connecticut	\$7,912	\$7,848	\$15,760	\$20,416	\$7,848	\$28,264
<b>UMASS AMHERST</b>	<b>\$9,278</b>	<b>\$6,517</b>	<b>\$15,795</b>	<b>\$18,397</b>	<b>\$6,517</b>	<b>\$24,914</b>
University of Maine	\$6,910	\$6,722	\$13,632	\$17,050	\$6,722	\$23,772
<b>Proposed FY2007 - UMASS AMHERST</b>	<b>\$9,595</b>	<b>\$6,989</b>	<b>\$16,584</b>	<b>\$19,317</b>	<b>\$6,989</b>	<b>\$26,306</b>



# Private Universities & Colleges in Massachusetts currently cost more than double UMass.

Massachusetts Universities Tuition, Fees, Room & Board FY2006 Tuition, Fees, Room and Board (sorted by Total)			
University Name	FY2006 (Fall '05)		
	T&F	R&B	Total
Boston University	\$31,966	\$10,080	\$42,046
Tufts University	\$32,621	\$9,397	\$42,018
W.P.I.	\$31,590	\$10,400	\$41,990
M.I.T.	\$32,300	\$9,500	\$41,800
Harvard University	\$32,097	\$9,578	\$41,675
Boston College	\$31,438	\$10,170	\$41,608
Brandeis University	\$32,501	\$9,050	\$41,551
Northeastern U.	\$28,792	\$10,710	\$39,502
Clark University	\$29,565	\$5,600	\$35,165
Suffolk University	\$21,220	\$12,180	\$33,400
<b>Private University Average</b>	<b>\$30,409</b>	<b>\$9,667</b>	<b>\$40,076</b>

Other Private Massachusetts Colleges FY2006 Tuition, Fees, Room and Board			
College Name	FY2006 (Fall '05)		
	T&F	R&B	Total
Mount Holyoke C	\$32,598	\$9,550	\$42,148
Amherst C	\$33,035	\$8,585	\$41,620
Babson C	\$30,496	\$10,792	\$41,288
Hampshire C	\$32,519	\$8,519	\$41,038
Wellesley C	\$31,348	\$9,682	\$41,030
Smith C	\$30,754	\$10,270	\$41,024
C of the Holy Cross	\$31,444	\$9,220	\$40,664
Williams C	\$31,760	\$8,550	\$40,310
Wheaton C (Mass.)	\$32,470	\$7,830	\$40,300
Bentley C	\$28,614	\$10,170	\$38,784
Stonehill C	\$25,540	\$10,564	\$36,104
Simmons C	\$25,440	\$10,200	\$35,640
Emerson C	\$24,534	\$10,420	\$34,954
Merrimack C	\$24,650	\$9,730	\$34,380
Wheelock C	\$23,625	\$9,450	\$33,075
Assumption C	\$24,095	\$8,780	\$32,875
Lesley U	\$22,850	\$9,950	\$32,800
Dean C	\$22,650	\$9,764	\$32,414
Emmanuel C (Mass.)	\$22,300	\$9,700	\$32,000
Curry C	\$22,750	\$9,140	\$31,890
Wentworth Inst of	\$18,500	\$9,000	\$27,500
Newbury C	\$17,100	\$8,600	\$25,700
<b>Private College Average</b>	<b>\$26,776</b>	<b>\$9,476</b>	<b>\$36,252</b>



**Total Annual Tuition & Mandatory Fees**

In-state Undergraduate students

***PROPOSED 2006-2007 RATES***

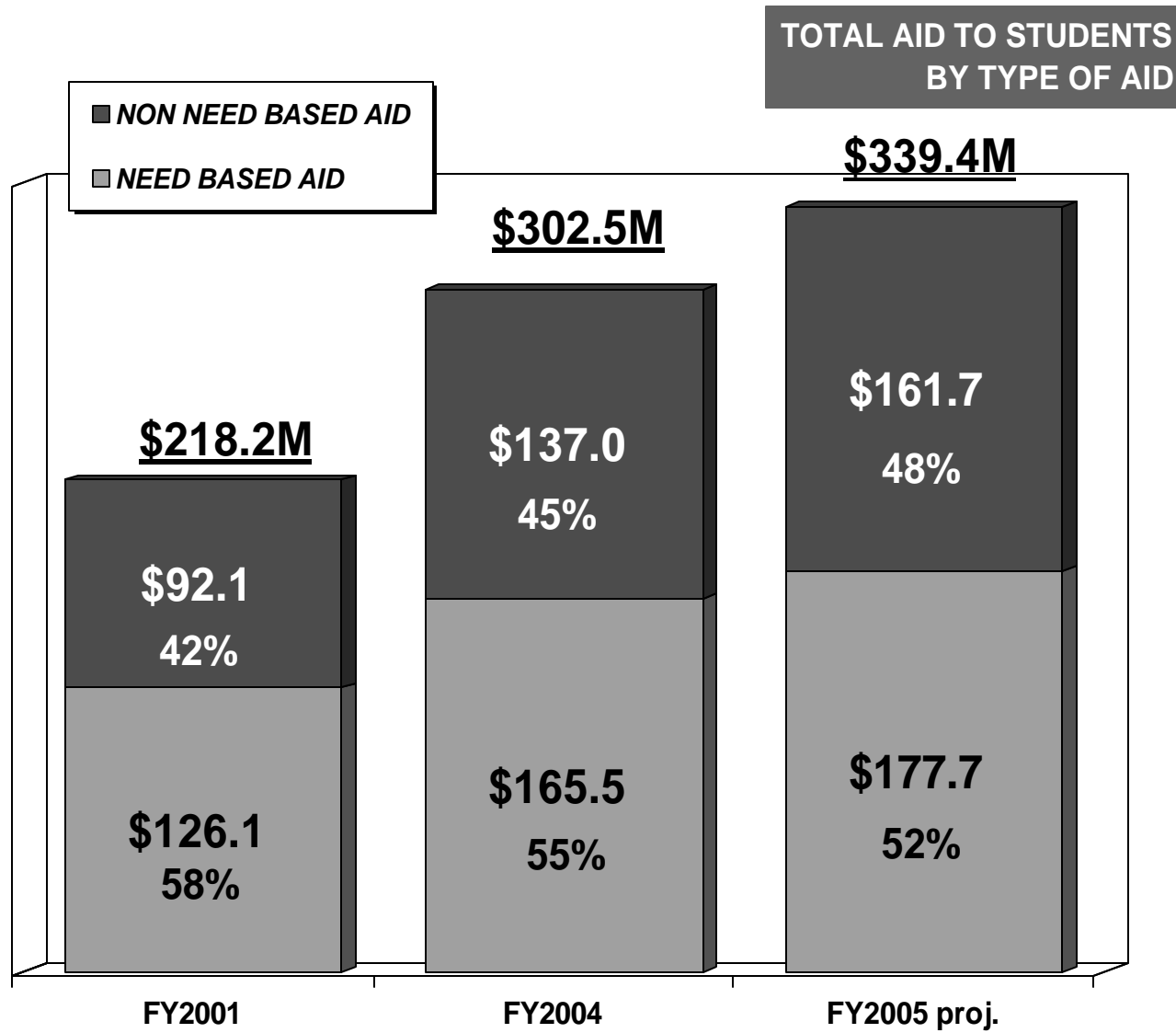
	FY2006 Actual	FY2007 Proposed	Change FY06 to 07	% Change FY06-FY07
Amherst	\$9,278	\$9,595	\$317	3.4%
Boston	\$8,265	\$8,546	\$281	3.4%
Dartmouth	\$8,036	\$8,309	\$273	3.4%
Lowell	\$8,166	\$8,444	\$278	3.4%
<b>Est. Weighted Avg.</b>	<b>\$8,680</b>	<b>\$8,976</b>	<b>\$296</b>	<b>3.4%</b>
<b><u>Room &amp; Board</u></b>				
Amherst	\$6,517	\$6,989	\$472	7.2%
Dartmouth	\$8,268	\$8,893	\$625	7.6%
Lowell	\$6,311	\$6,520	\$209	3.3%
<b><u>Totals including Room &amp; Board</u></b>				
Amherst	\$15,795	\$16,584	\$789	5.0%
Boston	\$8,265	\$8,546	\$281	3.4%
Dartmouth	\$16,304	\$17,202	\$898	5.5%
Lowell	\$14,477	\$14,964	\$487	3.4%



# Financial Aid Information, FY2005



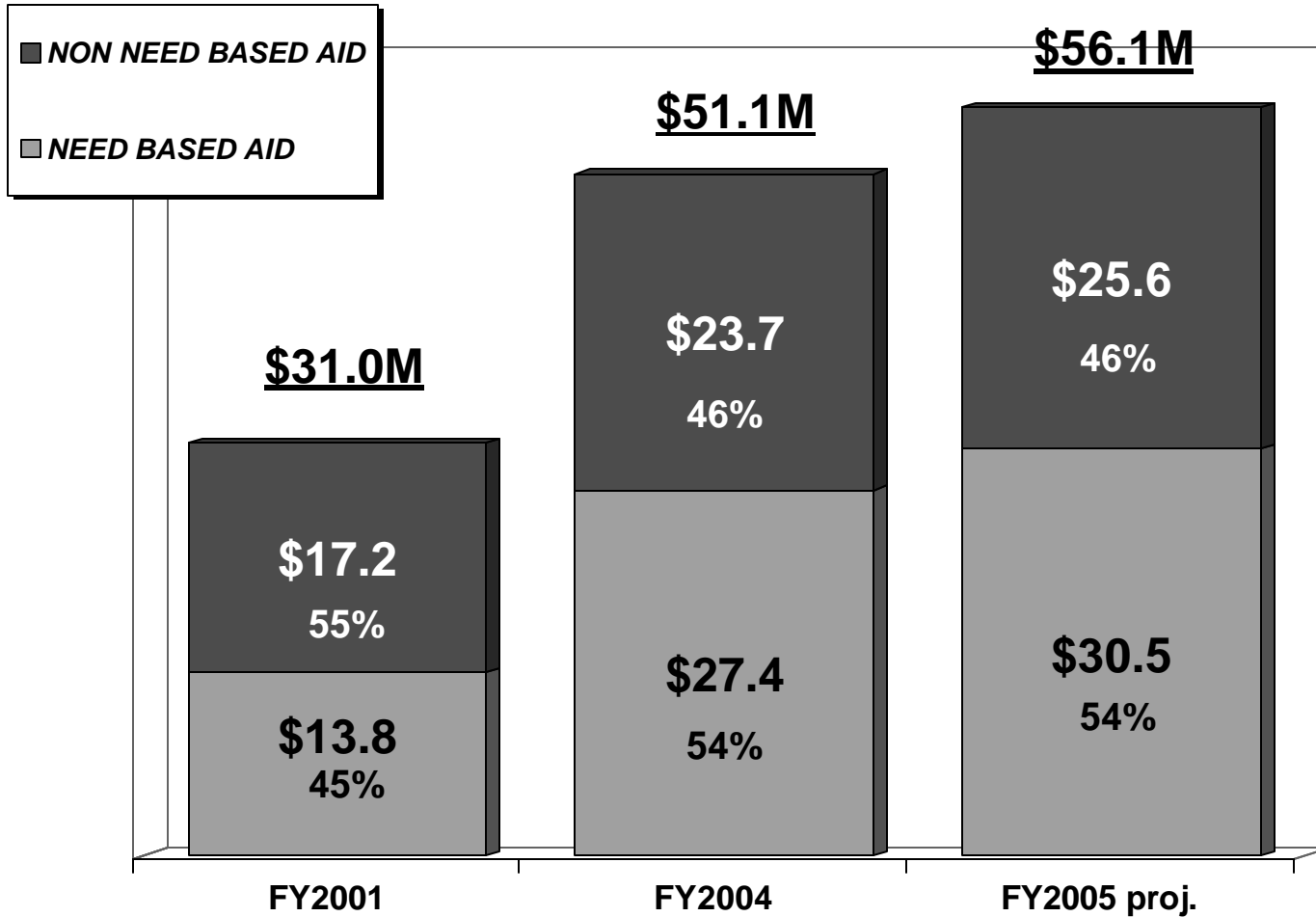
## How much financial aid do UMass students receive?





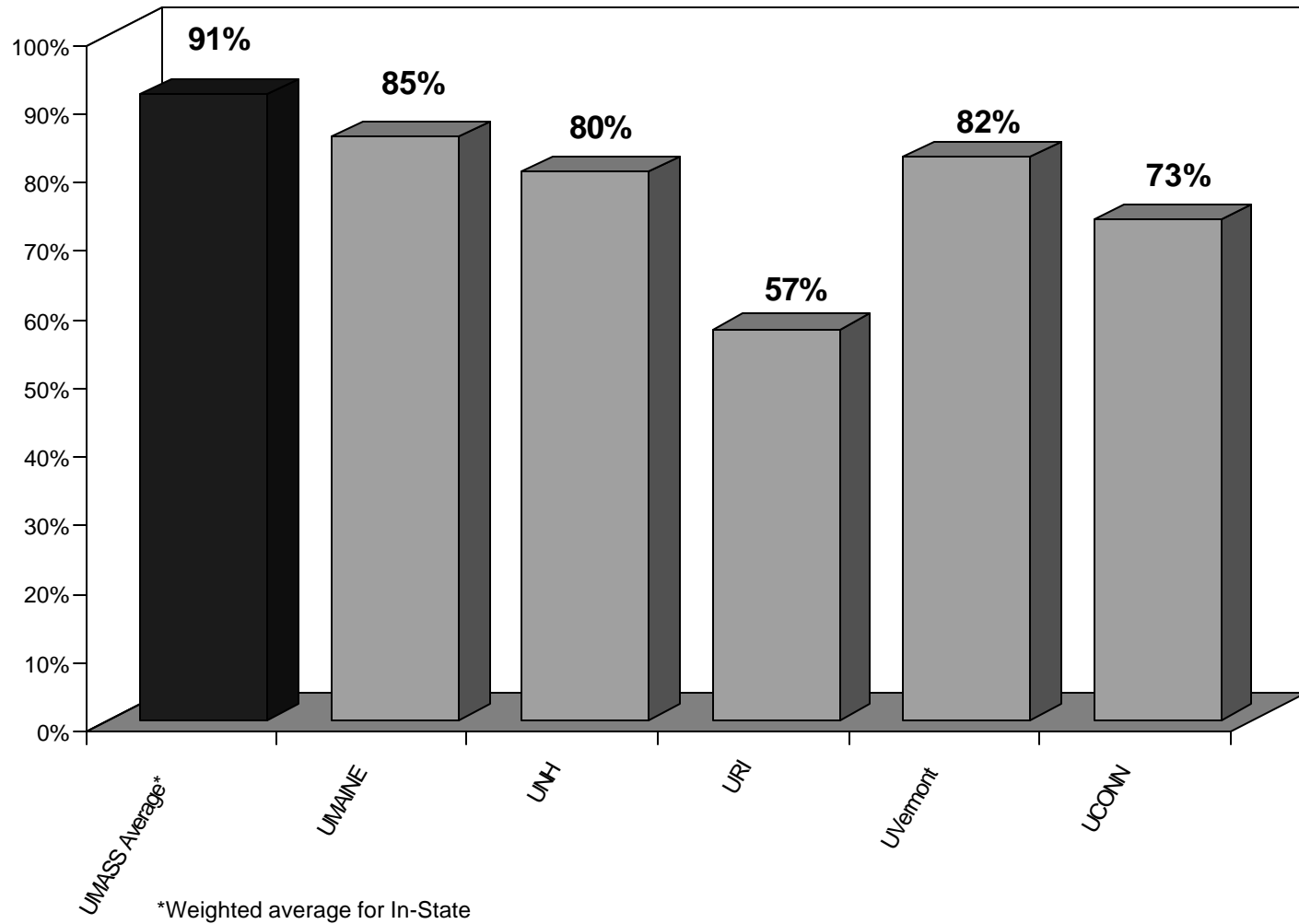
**How much financial aid does UMass provide to students from University funds?**

**INSTITUTIONAL AID (UMASS FUNDS) TO STUDENTS  
BY TYPE OF AID**





### Percent of Need-Met





**Avg. Debt @ Graduation & Percentage Graduating with Debt**

