

University of Massachusetts Amherst Student Response to Instruction (SRTI)
Departmental Summary Report
Undergraduate Sections - Item Frequencies

Semester: SPR 2008 Department: DEPT
 Number of instructors: 26 Number of sections: 32
 Forms returned: 1401 Total enrollment: 1856
 Response rate: 75%

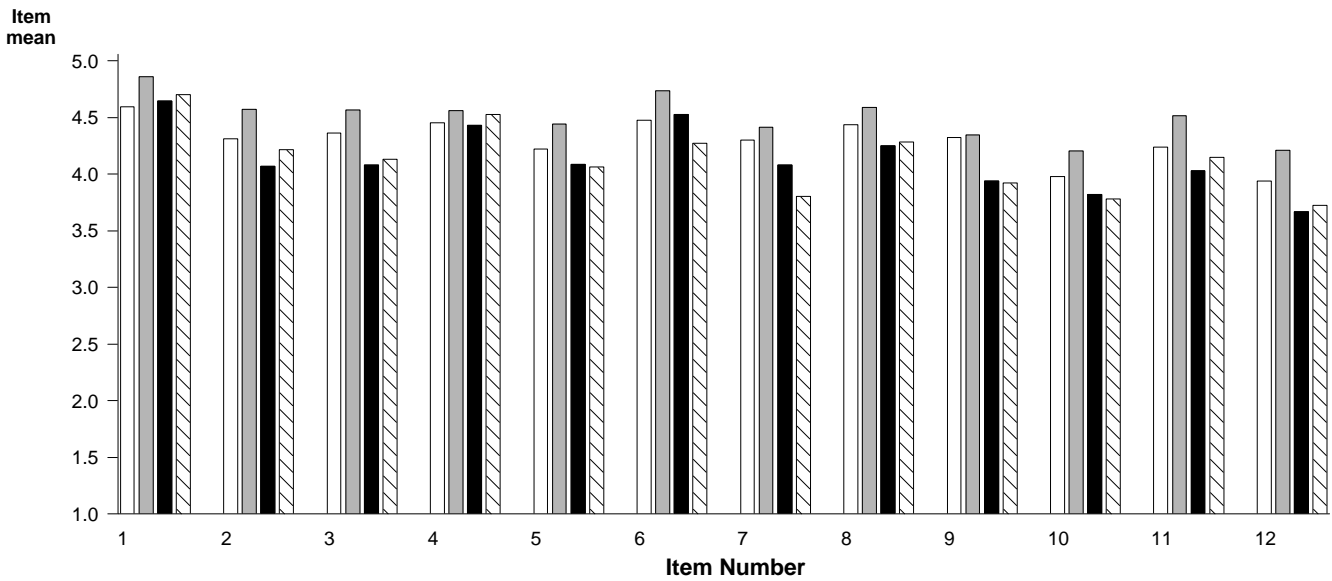

Item #	SRTI Item	5	4	3	2	1	OMIT	N
1	The instructor was well prepared for class. (5=Almost always, 1=Almost never)	1073	270	47	8	3	0	1401
		77%	19%	3%	1%	0%		
2	The instructor explained course material clearly. (5=Almost always, 1=Almost never)	704	438	205	38	15	1	1400
		50%	31%	15%	3%	1%		
3	The instructor cleared up points of confusion. (5=Almost always, 1=Almost never)	682	425	230	41	22	1	1400
		49%	30%	16%	3%	2%		
4	The instructor used class time well. (5=Almost always, 1=Almost never)	911	338	124	16	6	6	1395
		65%	24%	9%	1%	0%		
5	The instructor inspired interest in the subject matter. (5=Almost always, 1=Almost never)	681	365	261	66	27	1	1400
		49%	26%	19%	5%	2%		
6	The instructor showed an interest in helping students learn. (5=Almost always, 1=Almost never)	823	354	173	27	20	4	1397
		59%	25%	12%	2%	1%		
7	I received useful feedback on my performance. (5=Almost always, 1=Almost never)	617	357	248	132	42	5	1396
		44%	26%	18%	9%	3%		
8	The methods of evaluating my work were fair. (5=Almost always, 1=Almost never)	798	358	177	48	16	4	1397
		57%	26%	13%	3%	1%		
9	The instructor stimulated student participation. (5=Almost always, 1=Almost never)	616	388	260	95	38	4	1397
		44%	28%	19%	7%	3%		
10	Overall, how much do you feel you learned in this course? (5=Much more than most, 1=Much less than most)	426	522	338	93	20	2	1399
		30%	37%	24%	7%	1%		
11	Overall rating of this instructor's teaching. (5=Almost always effective, 1=Almost never effective)	658	456	216	47	19	5	1396
		47%	33%	15%	3%	1%		
12	Overall rating of this course. (5=One of the best, 1=One of the worst)	439	448	371	94	36	13	1388
		32%	32%	27%	7%	3%		

This course is a	Student class level	Expected grade
Major requirement	59% Freshmen	33% A 21%
Gen. Ed. requirement	19% Sophomore	24% A- 16%
Other requirement	14% Junior	23% B+ 14%
Elective	4% Senior	10% B 14%
Missing	4% Graduate	3% B- 12%
	Other	1% C+ 4%
	Missing	6% C 7%
		C- 3%
		D+ 0%
		D 1%
		F 0%
		Other 1%
		Missing 6%

University of Massachusetts Amherst Student Response to Instruction (SRTI)
Departmental Summary Report
Undergraduate Sections - Item Means

Semester: SPR 2008 Department: DEPT
 Number of instructors: 26 Number of sections: 31
 Forms returned: 1396 Total enrollment: 1850
 Response rate: 75%

		Enrollment Category** (see graph below)							
		Fewer than 25		25-59		60-119		120 or more	
		# Sections: 15 Resp. rate: 78%		# Sections: 5 Resp. rate: 86%		# Sections: 3 Resp. rate: 54%		# Sections: 8 Resp. rate: 58%	
item	SRTI Item	Mean	St. Dev.	Mean	St. Dev.	Mean	St. Dev.	Mean	St. Dev.
1	The instructor was well prepared for class. (5=Almost always, 1=Almost never)	4.6	0.38	4.9	0.16	4.6	0.35	4.7	0.19
2	The instructor explained course material clearly. (5=Almost always, 1=Almost never)	4.3	0.42	4.6	0.30	4.1	0.48	4.2	0.34
3	The instructor cleared up points of confusion. (5=Almost always, 1=Almost never)	4.4	0.39	4.6	0.42	4.1	0.45	4.1	0.42
4	The instructor used class time well. (5=Almost always, 1=Almost never)	4.5	0.35	4.6	0.42	4.4	0.43	4.5	0.27
5	The instructor inspired interest in the subject matter. (5=Almost always, 1=Almost never)	4.2	0.58	4.4	0.53	4.1	0.51	4.1	0.45
6	The instructor showed an interest in helping students learn. (5=Almost always, 1=Almost never)	4.5	0.44	4.7	0.28	4.5	0.28	4.3	0.41
7	I received useful feedback on my performance. (5=Almost always, 1=Almost never)	4.3	0.55	4.4	0.56	4.1	0.39	3.8	0.40
8	The methods of evaluating my work were fair. (5=Almost always, 1=Almost never)	4.4	0.35	4.6	0.52	4.3	0.33	4.3	0.39
9	The instructor stimulated student participation. (5=Almost always, 1=Almost never)	4.3	0.43	4.3	0.61	3.9	0.45	3.9	0.60
10	Overall, how much do you feel you learned in this course? (5=Much more than most, 1=Much less than most)	4.0	0.56	4.2	0.51	3.8	0.69	3.8	0.35
11	Overall rating of this instructor's teaching. (5=Almost always effective, 1=Almost never effective)	4.2	0.47	4.5	0.44	4.0	0.62	4.2	0.43
12	Overall rating of this course. (5=One of the best, 1=One of the worst)	3.9	0.68	4.2	0.61	3.7	0.61	3.7	0.42



University of Massachusetts Amherst Student Response to Instruction (SRTI)
Departmental Summary Report
Graduate Sections - Item Frequencies

Semester: SPR 2008 Department: DEPT
 Number of instructors: 6 Number of sections: 7
 Forms returned: 51 Total enrollment: 62
 Response rate: 82%

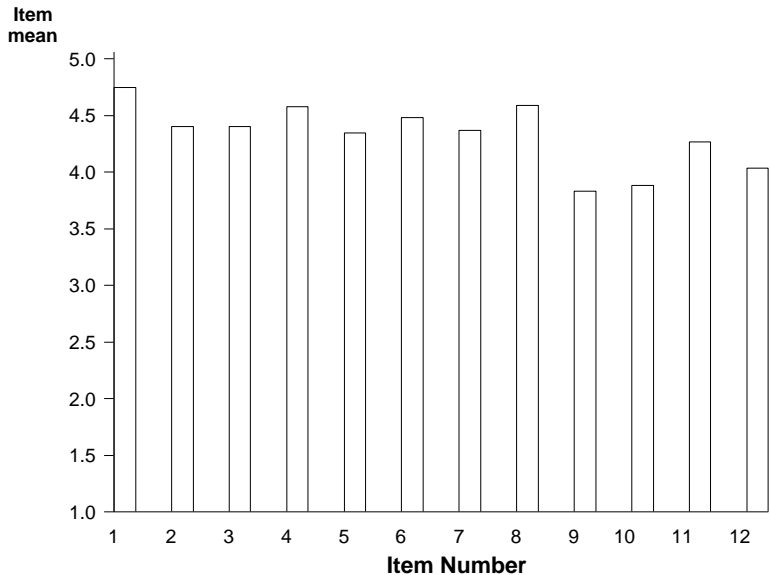
Item #	SRTI Item	5	4	3	2	1	OMIT	N
1	The instructor was well prepared for class. (5=Almost always, 1=Almost never)	40	11	0	0	0	0	51
		78%	22%	0%	0%	0%		
2	The instructor explained course material clearly. (5=Almost always, 1=Almost never)	23	25	3	0	0	0	51
		45%	49%	6%	0%	0%		
3	The instructor cleared up points of confusion. (5=Almost always, 1=Almost never)	26	20	5	0	0	0	51
		51%	39%	10%	0%	0%		
4	The instructor used class time well. (5=Almost always, 1=Almost never)	33	17	1	0	0	0	51
		65%	33%	2%	0%	0%		
5	The instructor inspired interest in the subject matter. (5=Almost always, 1=Almost never)	27	17	6	1	0	0	51
		53%	33%	12%	2%	0%		
6	The instructor showed an interest in helping students learn. (5=Almost always, 1=Almost never)	31	14	6	0	0	0	51
		61%	27%	12%	0%	0%		
7	I received useful feedback on my performance. (5=Almost always, 1=Almost never)	26	19	5	1	0	0	51
		51%	37%	10%	2%	0%		
8	The methods of evaluating my work were fair. (5=Almost always, 1=Almost never)	32	16	2	1	0	0	51
		63%	31%	4%	2%	0%		
9	The instructor stimulated student participation. (5=Almost always, 1=Almost never)	19	16	10	5	1	0	51
		37%	31%	20%	10%	2%		
10	Overall, how much do you feel you learned in this course? (5=Much more than most, 1=Much less than most)	17	17	16	1	0	0	51
		33%	33%	31%	2%	0%		
11	Overall rating of this instructor's teaching. (5=Almost always effective, 1=Almost never effective)	23	20	8	0	0	0	51
		45%	39%	16%	0%	0%		
12	Overall rating of this course. (5=One of the best, 1=One of the worst)	19	17	14	0	0	1	50
		38%	34%	28%	0%	0%		

This course is a	Student class level		Expected grade		
Major requirement	24%	Freshmen	0%	A	31%
Gen. Ed. requirement	14%	Sophomore	0%	A-	10%
Other requirement	2%	Junior	0%	B+	25%
Elective	59%	Senior	2%	B	4%
Missing	2%	Graduate	94%	B-	6%
			0%	C+	0%
			4%	C	2%
				C-	0%
				D+	0%
				D	0%
				F	0%
				Other	14%
	Missing	8%			

University of Massachusetts Amherst Student Response to Instruction (SRTI)
Departmental Summary Report
Graduate Sections - Item Means

Semester: SPR 2008 Department: DEPT
 Number of instructors: 6 Number of sections: 7
 Forms returned: 51 Total enrollment: 62
 Response rate: 82%

		Enrollment Category** (see graph below)							
		Fewer than 25		25-59		60-119		120 or more	
		# Sections: 7 Resp. rate: 82%		# Sections: . Resp. rate: .		# Sections: . Resp. rate: .		# Sections: . Resp. rate: .	
item	SRTI Item	Mean	St. Dev.	Mean	St. Dev.	Mean	St. Dev.	Mean	St. Dev.
1	The instructor was well prepared for class. (5=Almost always, 1=Almost never)	4.8	0.21
2	The instructor explained course material clearly. (5=Almost always, 1=Almost never)	4.4	0.34
3	The instructor cleared up points of confusion. (5=Almost always, 1=Almost never)	4.4	0.42
4	The instructor used class time well. (5=Almost always, 1=Almost never)	4.6	0.20
5	The instructor inspired interest in the subject matter. (5=Almost always, 1=Almost never)	4.3	0.52
6	The instructor showed an interest in helping students learn. (5=Almost always, 1=Almost never)	4.5	0.27
7	I received useful feedback on my performance. (5=Almost always, 1=Almost never)	4.4	0.21
8	The methods of evaluating my work were fair. (5=Almost always, 1=Almost never)	4.6	0.31
9	The instructor stimulated student participation. (5=Almost always, 1=Almost never)	3.8	0.76
10	Overall, how much do you feel you learned in this course? (5=Much more than most, 1=Much less than most)	3.9	0.56
11	Overall rating of this instructor's teaching. (5=Almost always effective, 1=Almost never effective)	4.3	0.46
12	Overall rating of this course. (5=One of the best, 1=One of the worst)	4.0	0.52



University of Massachusetts Amherst Student Response to Instruction (SRTI)
Departmental Summary Report
All Sections - Item Means

Semester: SPR 2008 Department: DEPT
 Number of instructors: 30 Number of sections: 38
 Forms returned: 1447 Total enrollment: 1918
 Response rate: 75%

		Course Section Means					
		All Sections # Sections: 38 Resp. rate: 63%		Undergraduate # Sections: 31 Resp. rate: 62%		Graduate # Sections: 7 Resp. rate: 82%	
item	SRTI Item	Mean	St. Dev.	Mean	St. Dev.	Mean	St. Dev.
1	The instructor was well prepared for class. (5=Almost always, 1=Almost never)	4.7	0.30	4.7	0.31	4.8	0.21
2	The instructor explained course material clearly. (5=Almost always, 1=Almost never)	4.3	0.39	4.3	0.40	4.4	0.34
3	The instructor cleared up points of confusion. (5=Almost always, 1=Almost never)	4.3	0.42	4.3	0.42	4.4	0.42
4	The instructor used class time well. (5=Almost always, 1=Almost never)	4.5	0.31	4.5	0.33	4.6	0.20
5	The instructor inspired interest in the subject matter. (5=Almost always, 1=Almost never)	4.2	0.52	4.2	0.52	4.3	0.52
6	The instructor showed an interest in helping students learn. (5=Almost always, 1=Almost never)	4.5	0.39	4.5	0.41	4.5	0.27
7	I received useful feedback on my performance. (5=Almost always, 1=Almost never)	4.2	0.50	4.2	0.53	4.4	0.21
8	The methods of evaluating my work were fair. (5=Almost always, 1=Almost never)	4.4	0.37	4.4	0.38	4.6	0.31
9	The instructor stimulated student participation. (5=Almost always, 1=Almost never)	4.1	0.57	4.2	0.52	3.8	0.76
10	Overall, how much do you feel you learned in this course? (5=Much more than most, 1=Much less than most)	3.9	0.51	3.9	0.51	3.9	0.56
11	Overall rating of this instructor's teaching. (5=Almost always effective, 1=Almost never effective)	4.2	0.46	4.2	0.46	4.3	0.46
12	Overall rating of this course. (5=One of the best, 1=One of the worst)	3.9	0.58	3.9	0.60	4.0	0.52

