

The Lives of Transgender People in the 21st Century



***Brett-Genny Janiczek Beemyn
Director, Stonewall Center, UMass Amherst***

**Brett-Genny Janiczek Beemyn
& Sue Rankin**

The Lives of Transgender People

Columbia University Press, 2008

**Presentation available at
www.umass.edu/stonewall/transhand**

Sample

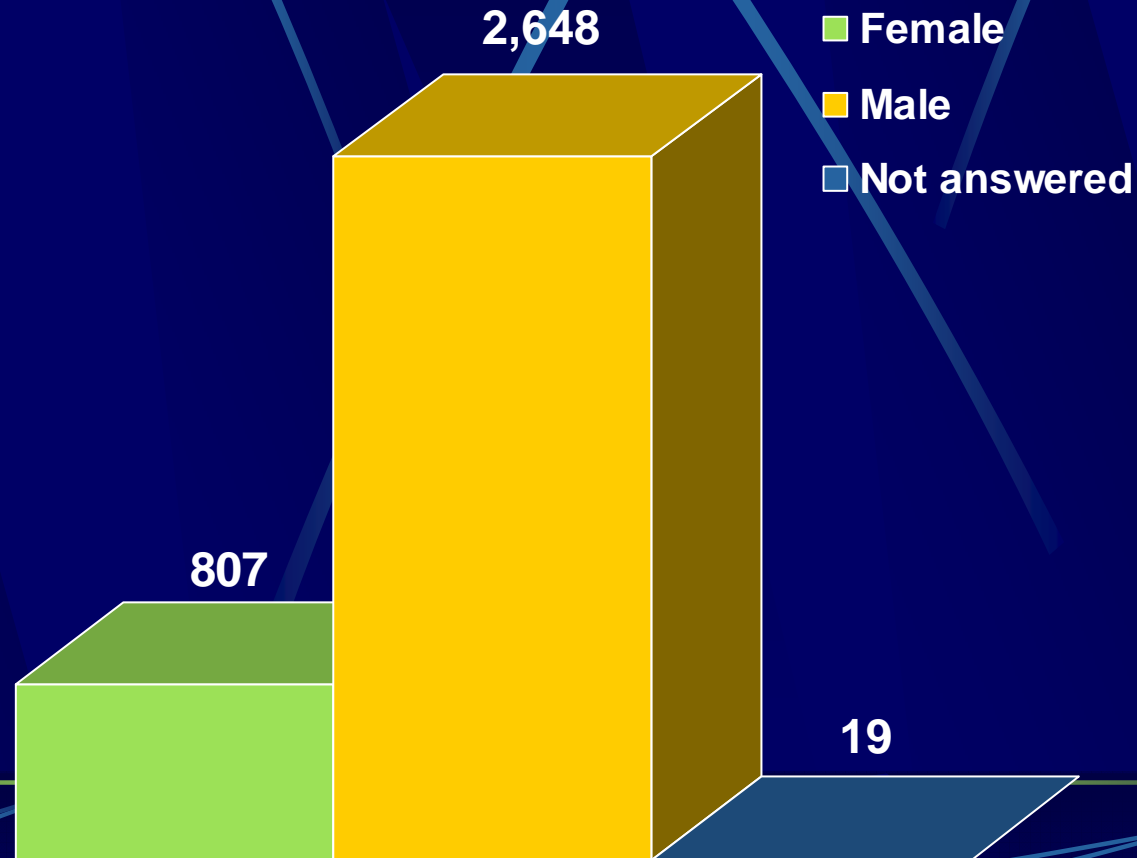
- ❖ **Online survey of 3,474 self-identified transgender people**
- ❖ **Follow-up interviews: 301 by email, 118 by phone**

Data collected from 11/9/05 - 2/28/06

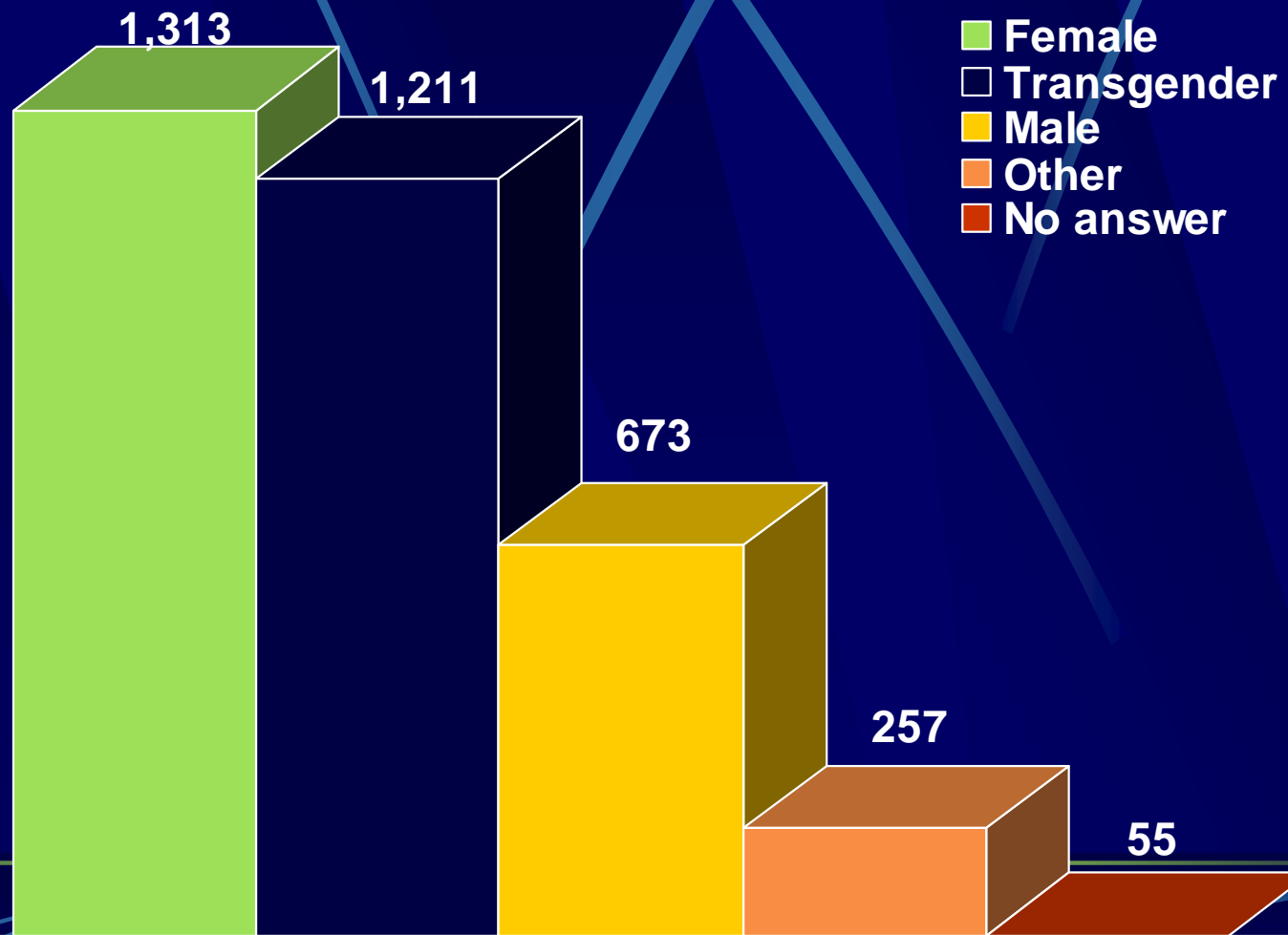


Survey Demographics

What was the gender assigned to you at birth?



What is your gender identity?



“Other, please specify” (n=257)

“Other” specific responses	Total (n)
Genderqueer	41
Crossdresser	29
Androgynous/Androgyne	18
Not Sure/Unsure/Don’t Know	11
Bi-gender	9
Both Female and Male	8
Queer	6
Questioning	5
Transsexual	5

□ Transsexuals

□ T-girl

□ Crossdressers

The Power of Language

□ Drag kings

□ Drag queens

□ FTM

□ MTF

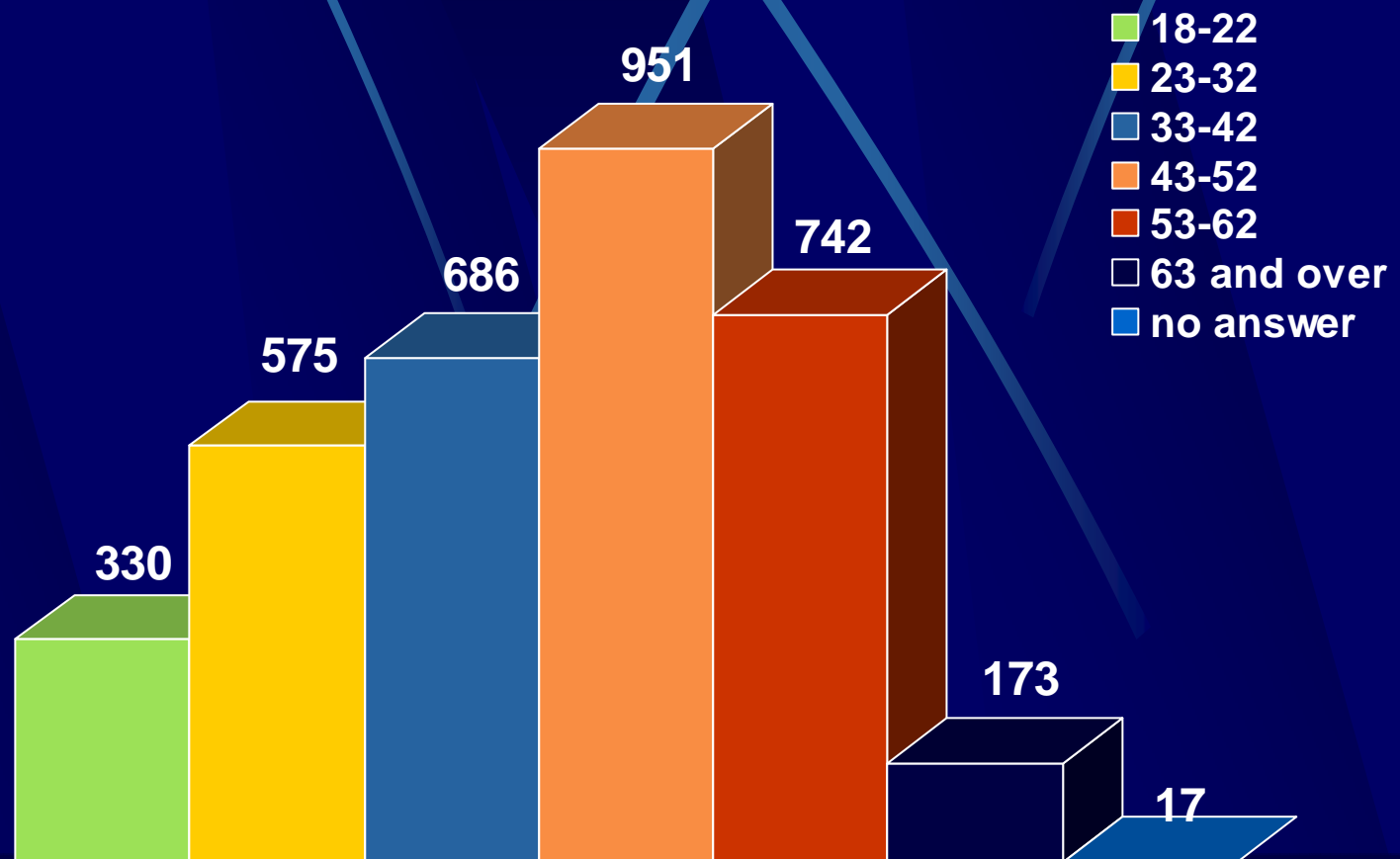
Transgender is used as an umbrella term for anyone who transgresses or blurs traditional gender categories, inclusive of female-to-male and male-to-female transsexuals, crossdressers, drag queens and kings, genderqueers, gender blenders, two-spirit people, androgynes, and other self-identified gender non-conforming people.

□ Genderqueers

□ Androgynes

□ Bigender

What is your age (n)?



Phone Interviews (n=118)


Mean Age = 44.9 years old; range 20-73

- Women, MTFs, Trans Women (50.8%): 46.7 years old
- Men, FTMs, Trans Men (22.9%): 40 years old
- Crossdressers, transvestites, T-girls (16.1%): 52.7 years old (youngest 33)
- Genderqueer/Transgender (7%): 26.7 years old

Currently on Hormones

(percentages reflect only the non-CD respondents)

- **20-24 (n=8): 37.5%, planning: 37.5%, considering: 12.5%**
- **25-29 (n=9): 66.6%, planning: 11%**
- **30-34 (n=11): 88.9%**
- **35-39 (n=10): 70%, planning: 10%**
- **40-44 (n=15): 84.6%, planning: 7.6%**
- **45-49 (n=20): 77.8%, planning: 5.6%**
- **50-54 (n=16): 92.3%**
- **55-59 (n=13): 84.6%**
- **60 and over (n=16): 75%**



Surgery Status for Individuals Transitioning

Age	Had surgery*	Interested in	Not pursuing
20-24	12.5%	37.5%	50%
25-29	44.4%	22.2%	33.3%
30-34	55.6%	33.3%	11.1%
35-39	30%	40%	30%
40-44	46.2%	23.1%	30.8%
45-49	55.6%	5.6%	38.9%
50-54	15.4%	15.4%	69.2%
55-59	58.3%	16.7%	25%
60 and over	25%	12.5%	62.5%

* surgery is defined as breast removal or hysterectomy for FTMs and orchiectomy or vaginoplasty for MTFs

Women, MTFs, Trans Women

- 87% of trans women are on or planning to get on hormones
- Only 23% have had GRS to this point
- 43% percent are not considering surgery, many because they cannot afford it

Men, FTMs, Trans Men

- 96% (all but one) of the trans men are on or planning to get on hormones
- Only 7% (2 people) have had bottom surgery to this point
- 89% have had or look to have top surgery



**Experiences
with
Transgender
Development**

Email Interviews (n=301)

Did you know other trans people like yourself when you began to identify as transgender?

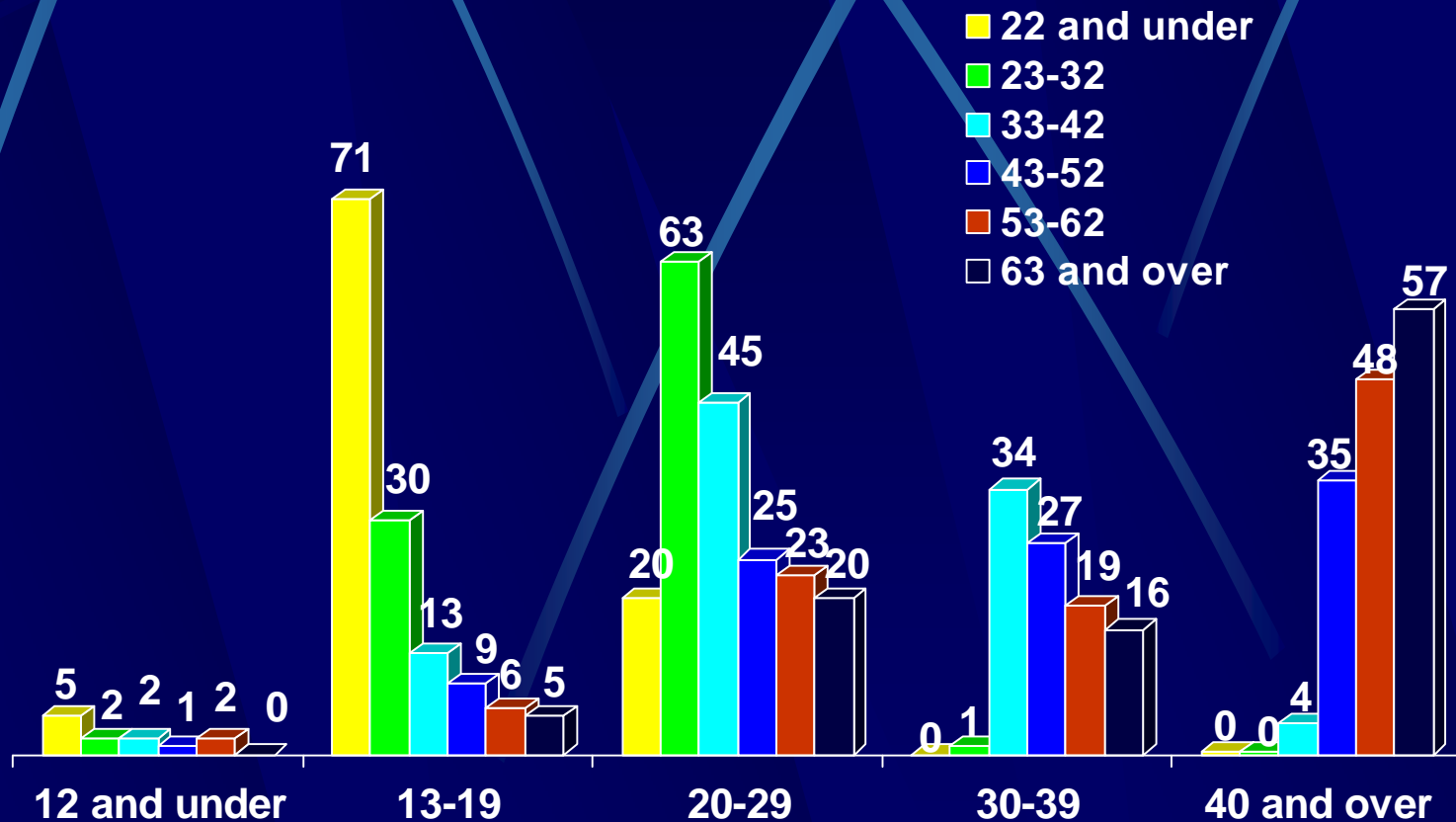
- Yes: 98 (33.7%)
- No: 193 (66.3%)

By age

- 18-22 years old: 68.8% yes
- 23-32 years old: 38.1% yes
- 33-42 years old: 34.6% yes
- 43-52 years old: 34.3% yes
- 53+ years old: 26.2% yes



When Survey Participants First Met a Transgender Person by Age at the Time of the Study (%)



How Learned About Their Gender Identity by Age*

- 18-22: **41.7% Net**, 41.7% reading/research, 16.7% support groups
- 23-32: **32.1% Net**, 17.9% reading/research, 17.9% TV
- 33-42: **37.3% Net**, 21.6% reading/research, 7.8% TV
- 43-52: 25.7% reading/research, **24.8% Net**, 8.8% support groups
- 53+: **32.4% Net**, 18.6% reading/research, 15.7% support groups, 10.8% Christine Jorgensen

*some gave multiple responses

How Met Other Transgender People by Age*

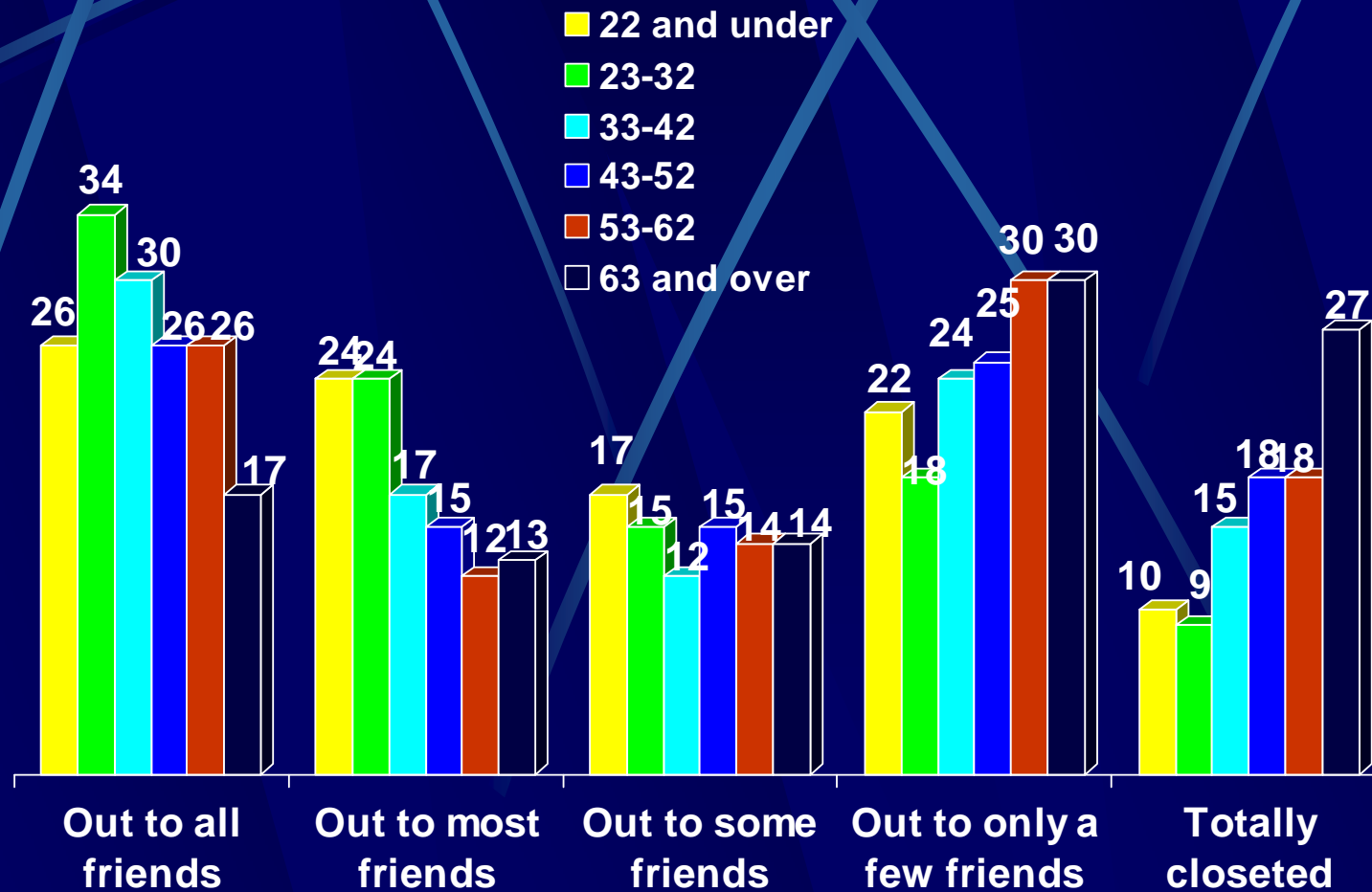
- 18-22: **36.4% Net**, 36.4% friends/acquaintances, 18.2% support groups
- 23-32: **20% Net**, 20% friends/acquaintances, 20% LGBT centers/groups
- 33-42: **31.6% Net**, 21.1% friends/acquaintances, 15.8% support groups
- 43-52: **32.6% Net**, 23.9% support groups, 13% bars
- 53+: 35% support groups, **17.5% Net**, 10% bars, 10% friends/acquaintances

*some gave multiple responses

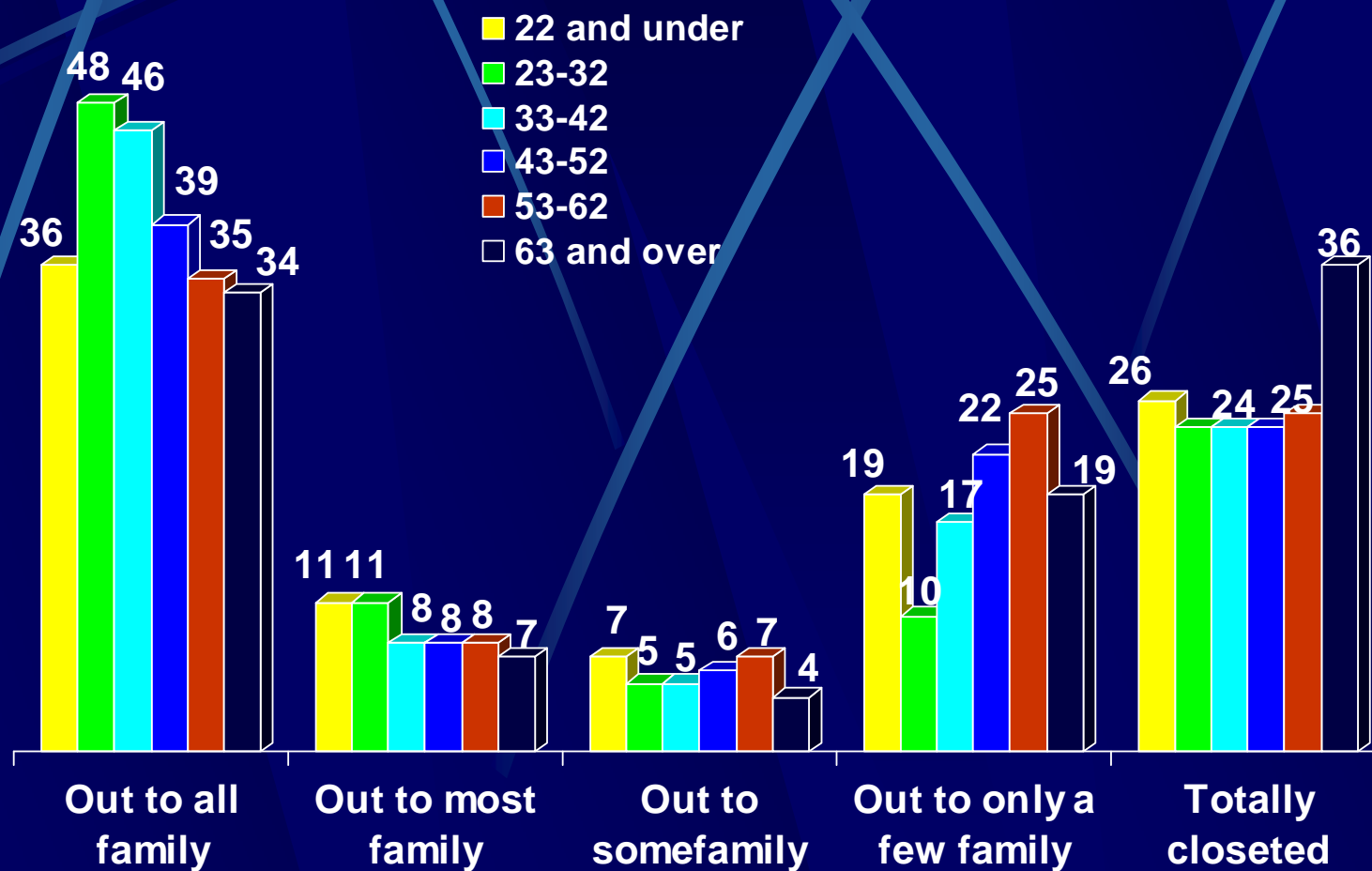


Level of Outtness

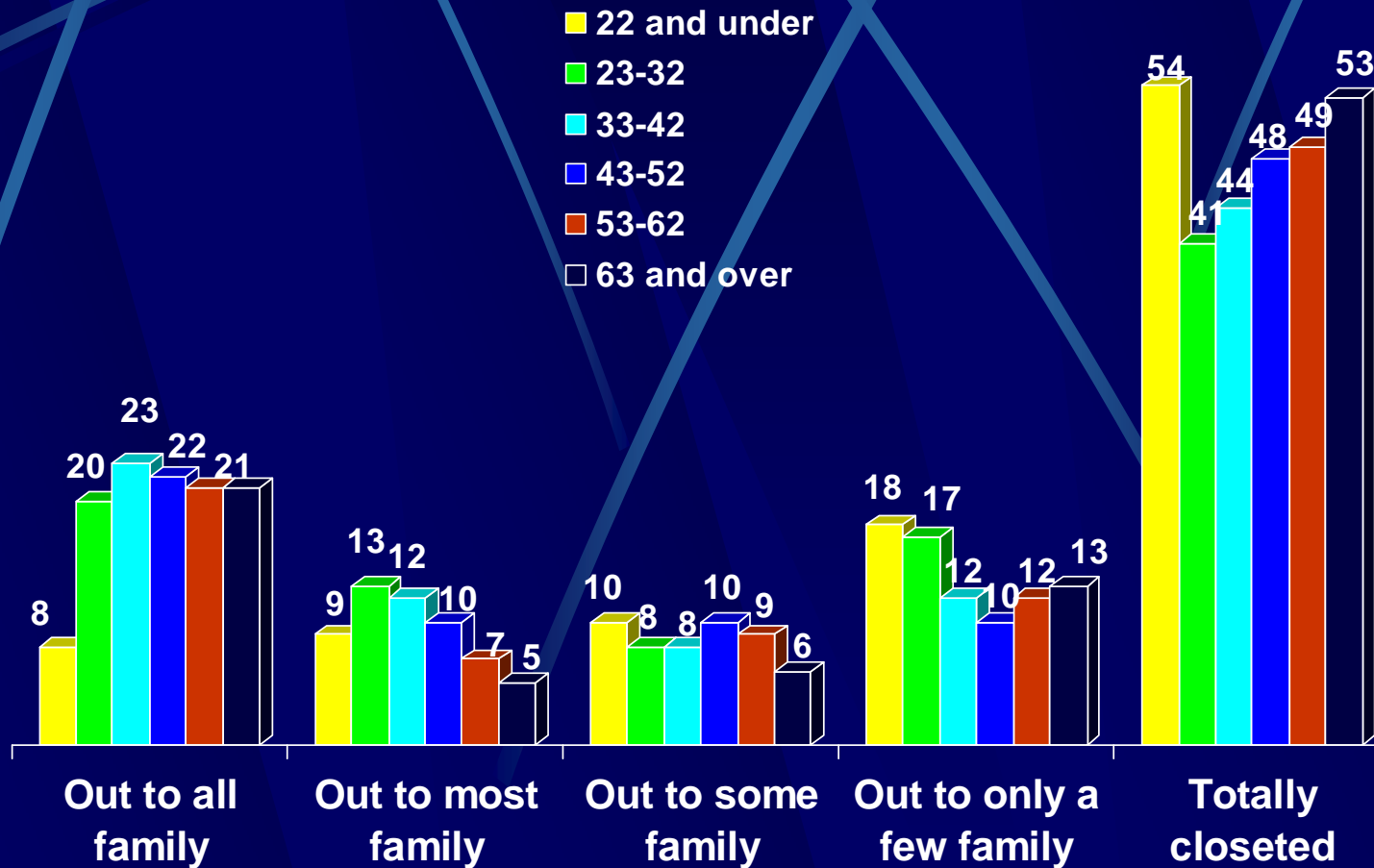
Level of Outness to Friends by Age at the Time of the Study (%)



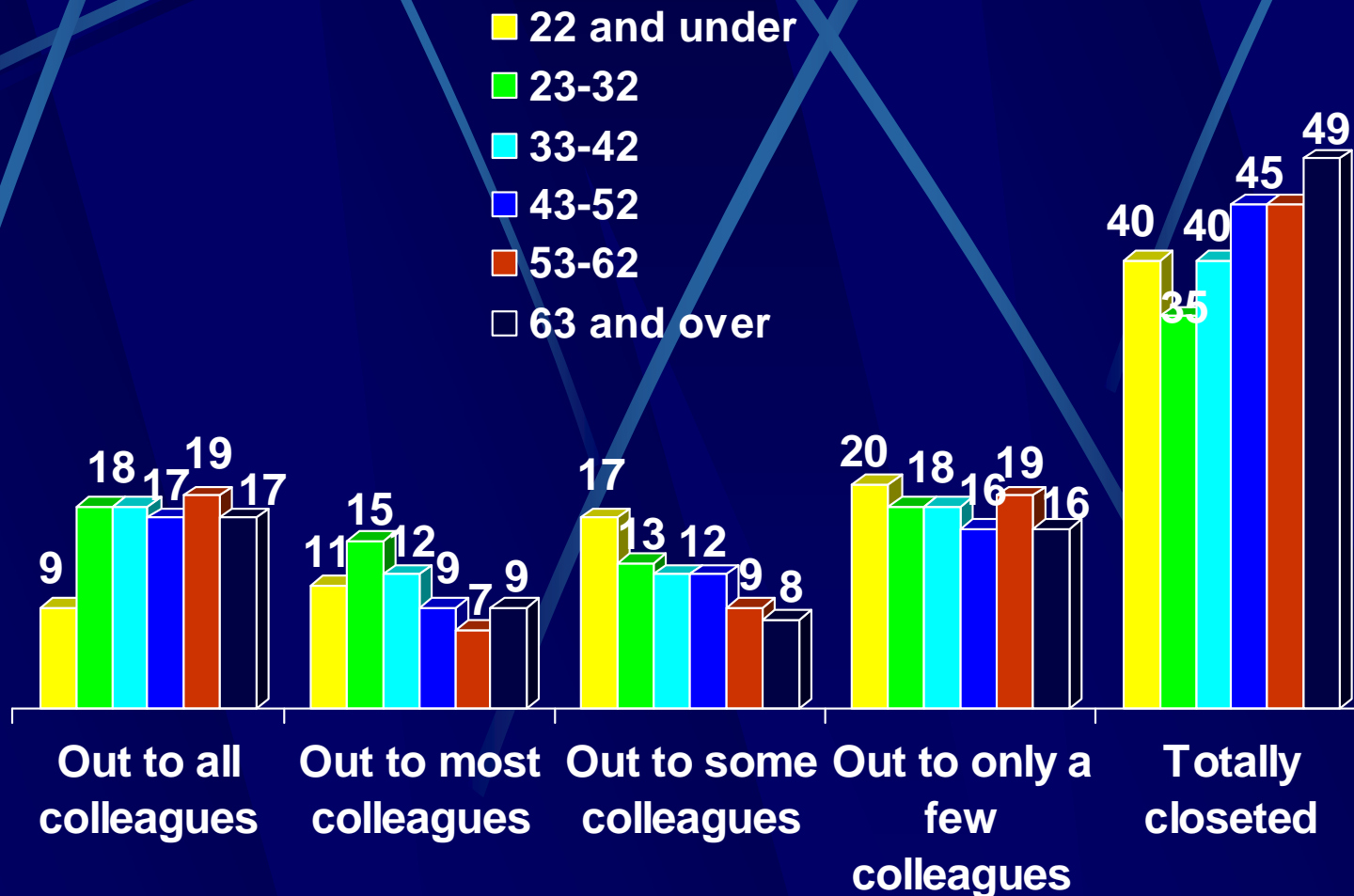
Level of Outness to Nuclear Family by Age at the Time of the Study (%)



Level of Outness to Extended Family by Age at the Time of the Study (%)



Level of Outness to Colleagues by Age at the Time of the Study (%)

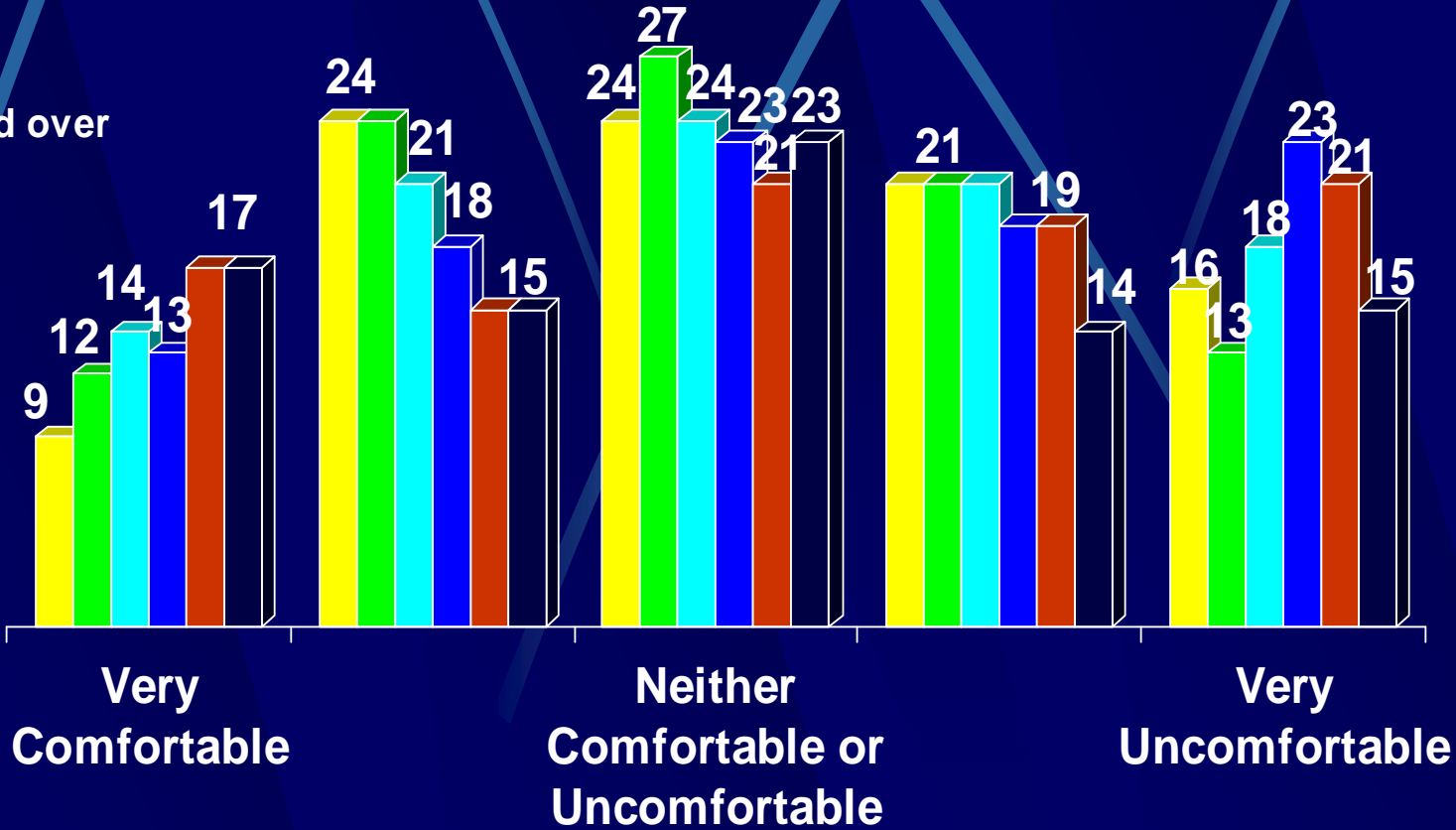




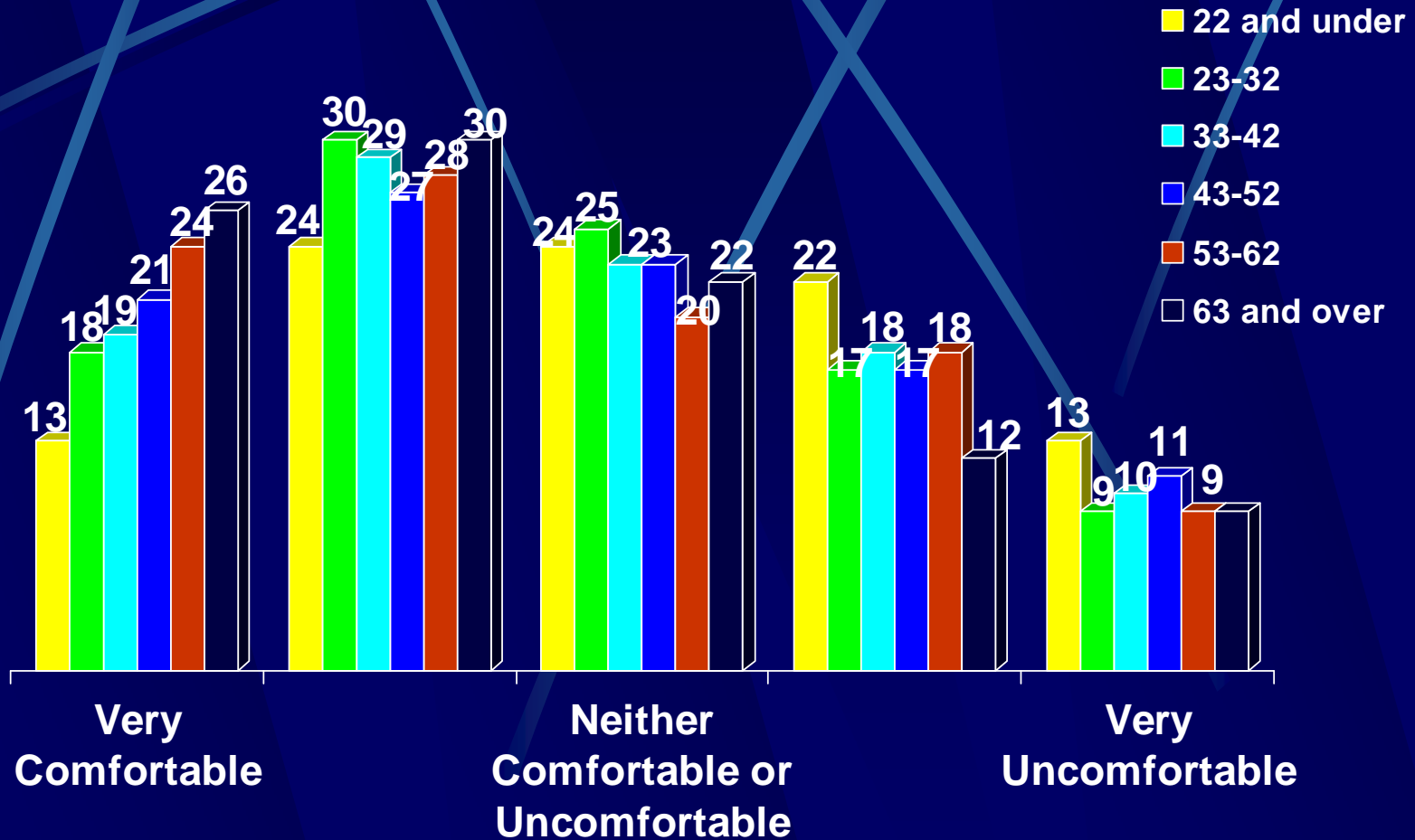
Climate for Transgender People

Level of Comfort with Climate in Workplace or School by Age at the Time of the Study (%)

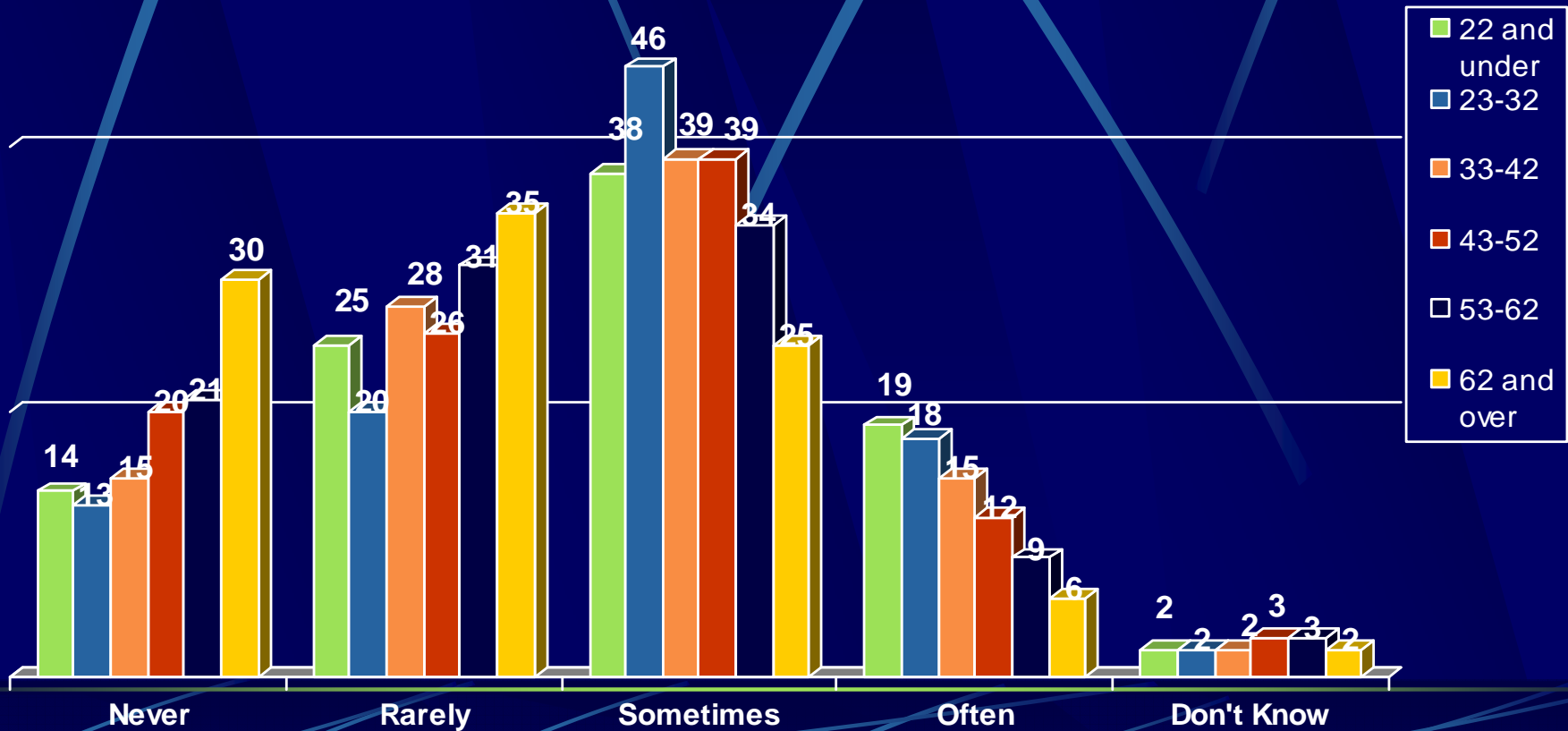
- 22 and under
- 23-32
- 33-42
- 43-52
- 53-62
- 63 and over



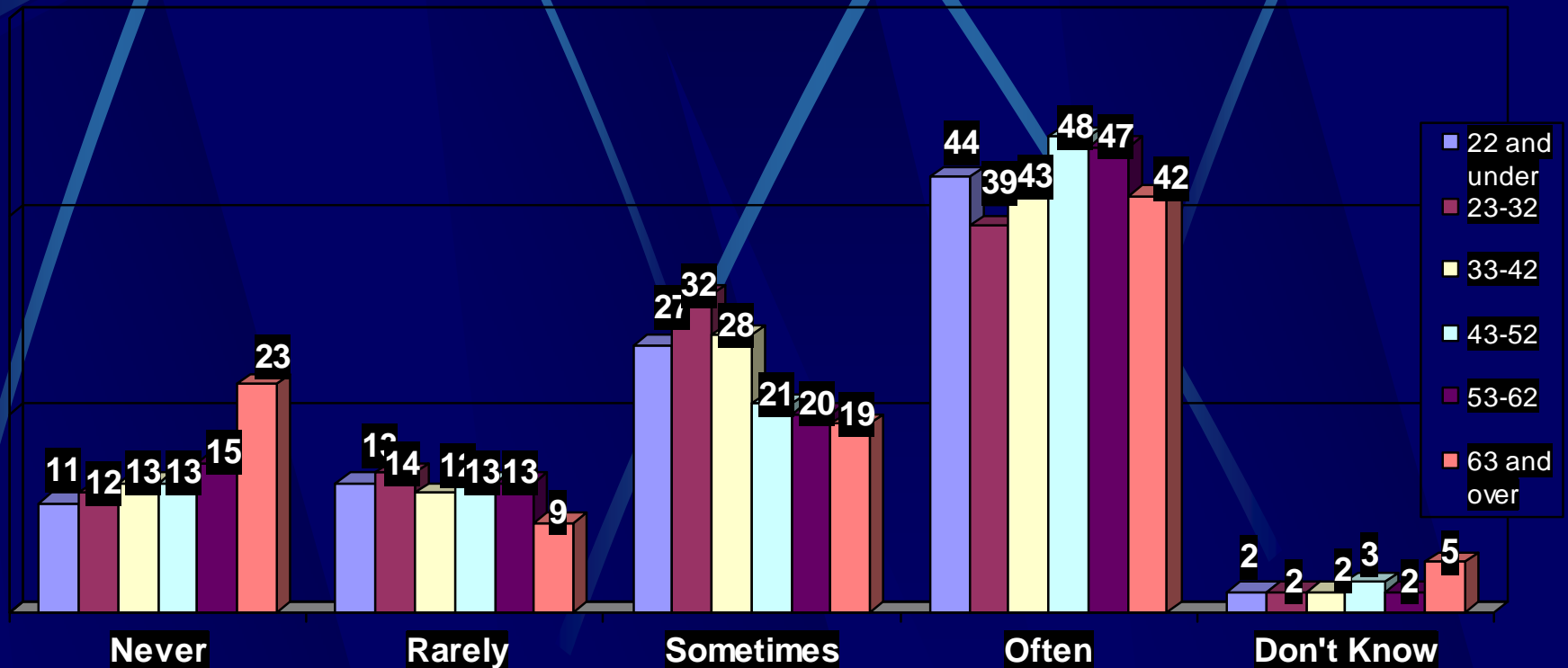
Level of Comfort with the Climate Where Participants Live by Age at the Time of the Study (%)



Feared for Physical Safety by Age at the Time of the Study (%)

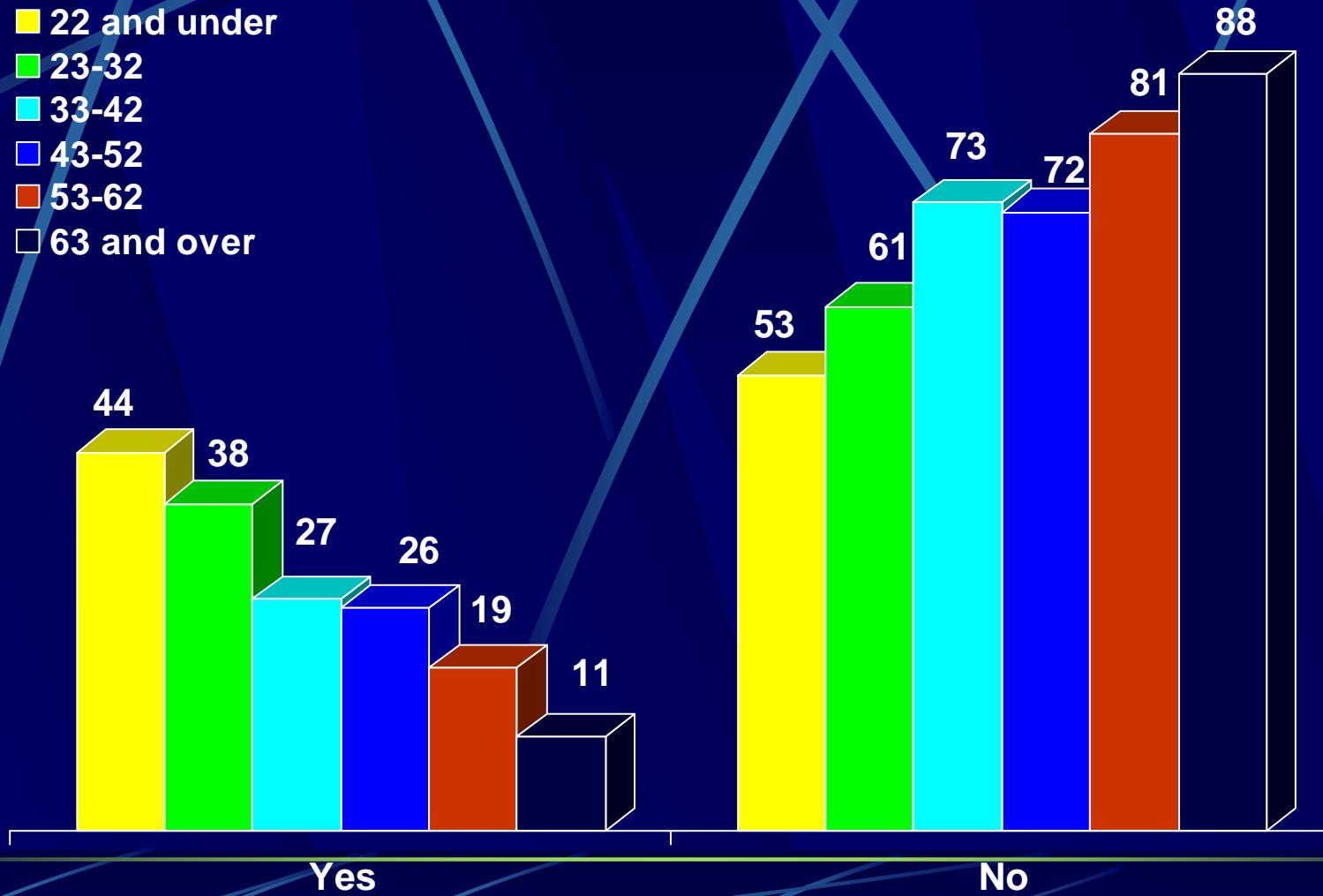


Concealed Gender Identity/Expression by Age at the Time of the Study (%)



Been the Victim of Harassment by Age at the Time of the Study (%)

- 22 and under
- 23-32
- 33-42
- 43-52
- 53-62
- 63 and over



Forms of Harassment

Forms	Total % (n)
Derogatory Remarks	24.0 (838)
Verbal Harassment	16.4 (574)
Pressure to be Silent	9.5 (333)
Threats of Physical Violence	7.2 (252)
Denial of Services	7.0 (245)
Threats to Expose Gender ID	6.0 (210)
Other	5.4 (189)
Written Comments	3.8 (132)
Physical Property Damaged	2.9 (103)
Anti-LGBT Graffiti	2.3 (81)
Physical Assault	2.3 (80)

Summation

Younger transgender people are:

- more likely to describe themselves as genderqueer or as another non-binary gender identity
- less likely to be on hormones, often because of a lack of access and/or affordability
- less interested in gender confirmation surgeries
- more likely to know another transgender person before they self-identified as transgender
- more likely to learn about their gender identities and meet other transgender people online

Summation

Younger transgender people are:

- more likely to be out to at least some of their friends
- less likely to be completely out to their immediate and extended families
- less likely to be completely out to their co-workers
- less likely to be comfortable with the climate where they live
- more likely to fear often for their physical safety
- more likely to be the victim of harassment
- as likely to conceal their gender identity/expression

Thank You!

Brett-Genny Janiczek Beemyn
brettgenny@stuaaf.umass.edu

Sue Rankin
sxr2@psu.edu