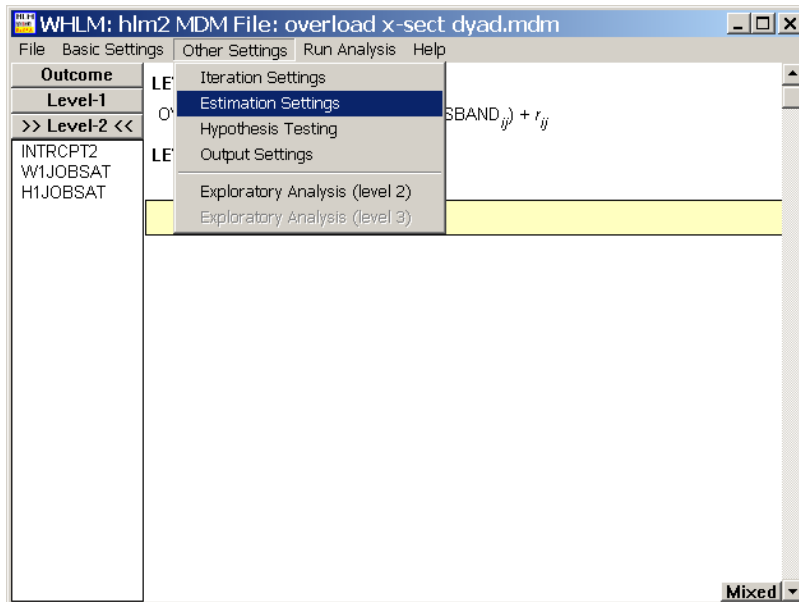


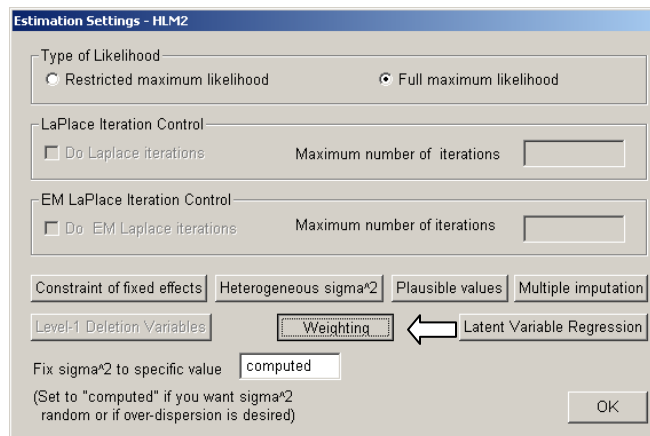
Providing HLM with an External Estimate of Measurement Error

If you are providing HLM 6 with an external estimate of measurement error in your Level-1 data file, you must follow these steps.

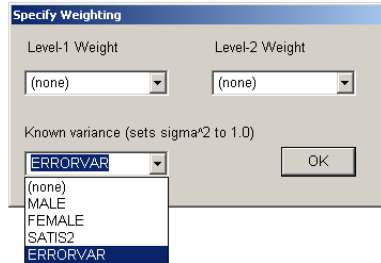
1. Under the “Other Settings” menu, select “Estimation Settings.”



2. Select the “Weighting” box in the “Estimation Settings” window.



- Use the dropdown menu for “Known variance” and select the name of the name of the measurement error variable in your Level-1 database.



- Click “OK..”
- The box next to “Fix sigma^2 to specific value” should have changed to 1.00000.

