

X1 Quick Setup Guide

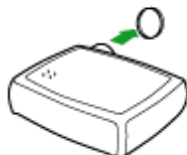
1 Connect computer cable



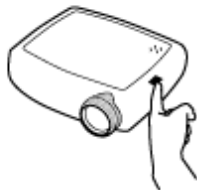
2 Connect power cable



3 Remove lens cap



4 Power projector on ⏱ warm up



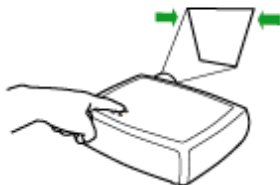
5 Adjust height



6 Adjust zoom and focus



7 Adjust keystone




8 Power computer on ⏱ warm up



9 Is there an image?

If not, press FN + F5 or FN + F7



If there is still no image, restart computer